

CABINETS



Accessories

Adapter Kit.....	304
Adhesive PC Clips	307
Bolt Down Kit.....	304
Caps and Stems.....	302
Casters	302, 304
Chassis Bottom Plates	301
Controls, Temperature	300, 302
Copper Clad Boards.....	310
Doors, Cabinet	300, 304
Drawer, Keyboard	305
Elastomer Feet.....	308
Exhaust Fan	300, 302
Handle / Bail Kits.....	303
Handles	302
Keyboard Drawer	305
Lids	300, 302-305, 308, 309
Lift Up Writing Surfaces	305
Mounting Bracket	302
Mounting Rails	302, 305
Panel Chassis	301
Panels	302, 305-307
PC Card Adaptors	306
PC Card Guides	306
Pre-Punched Boards	310
Rack Mount Chassis	302

Accessories (cont.)

Rubber Feet	307
Self Tapping Screws	307
Shelves.....	302, 305
Sliding Mechanisms	302, 305
Support Angles.....	305
Temperature Controls	300, 302
Tops	300, 302-305, 308, 309
Water Tight Sealing Kits.....	306

Boxes

Conductive	299
Diecast Aluminum Alloy	306, 307
Instrument	306
Satchel Style	299
Small	299, 303, 306-310
Storage Systems	299
Utility	299, 303, 308

Cabinets

Small	303, 309
Upright.....	300, 301, 304

Cases

Flame Retardant.....	306
Instrument	306, 307, 310
Multi-Mod.....	340

Cases (cont.)

Polystyrene.....	306, 310
Small	299, 303, 306-310
Walnut	307
Chassis	301, 308
Consoles	307, 309

Enclosures	303, 306-311
-------------------------	--------------

Pins / Terminals	340
-------------------------------	-----

Racks

Open Relay	301
Upright Cabinet	300, 301, 304
Rails	302, 305

Manufacturers:

Bud.....	300-303
Eagle Plastics	310
Flambeau	299
Hammond Mfg.....	304-307
LMB	308, 309
Pactec	311
Vector	340

Main
Menu

New
This Issue

Products

Vendors

Service

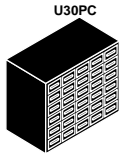
Spec
Sheets

Help

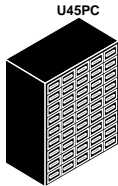
Packaging and Storage Systems

Flambeau® CONDUCTIVE STORAGE SYSTEMS

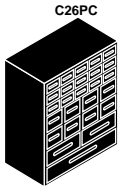
High density storage can be achieved with these all plastic cabinets. They are designed with a sturdy shell and drawer rail structure for extra strength when fully loaded. These rugged cabinets are durable, rustproof and dentproof. The state-of-the-art black conductive cabinets provides safe storage with carbon filled copolymer shells and drawers to protect MOS, CMOS, IC's, memory chips, precision resistors, ESD components, prints, and equipment from static damage. Dividers are available for added storage flexibility.



• 30 "TW" drawers



• 45 "TW" drawers



• 15 "TW" drawers • 2 "TJ" drawers
• 8 "TQ" drawers • 1 "TF" drawer



• 15 "TW" drawers
• 4 "TQ" drawers
• 1 "TF" drawer

Cabinets

MOUSER STOCK NO.	Dimensions (In.)			Price Each			
	H	W	D	1	5	10	25
582-U45PC	16 1/2	12	6	86.23	77.61	68.98	60.36
582-U30PC	11 1/4	12	6	64.88	58.39	51.90	45.42
582-C26PC	16 1/2	12	6	86.23	77.61	68.98	60.36
582-C20PC	11 1/4	12	6	64.88	58.39	51.90	45.42

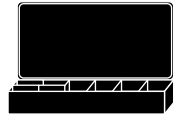
Dividers

MOUSER STOCK NO.	* Fits Drawer	Price Each	
		1	24
582-3552C	TW	.22	.19
		1	12
582-57135C	TF and TJ	.66	.55

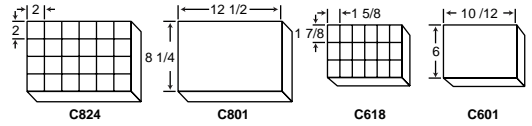
*Dividers are not available for "TQ" drawers

Flambeau® CONDUCTIVE BOXES

Available in single-compartment and multi-compartment styles. These conductive carbon filled polypropylene boxes are ideal for storage and transportation of static-sensitive parts and components. The material is in compliance with military specification MIL-B-81-705B.



DIMENSIONS (IN.)



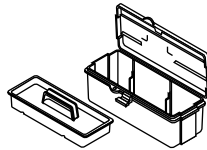
MOUSER STOCK NO.	* Dimensions (In.)			Price Each			
	L	W	H	1	5	10	25
582-C601	11	6 3/4	1 3/4	18.70	16.83	14.96	13.09
582-C618	11	6 3/4	1 3/4	18.60	16.74	14.88	13.02
582-C801	13 1/8	9	2 5/16	19.00	17.10	15.20	13.30
582-C824	13 1/8	9	2 5/16	33.40	30.06	26.72	23.38

*Includes outside lid overlap and hinges

Flambeau® CONDUCTIVE STORAGE BOX

• Designed for static sensitive materials

This box is designed for maximum strength with a comfortable full grip handle and plenty of carrying space for hardware and tools. It contains a lift-out tray to hold smaller items, leaving space to store larger items in the lower well. This storage box is molded from carbon filled, hi-impact material.



MOUSER STOCK NO.	Dimensions (In.)	Price Each			
		1	6	12	24
582-14800-2C	14-1/2 x 7-1/2 x 5-1/4	29.70	26.73	23.76	20.79

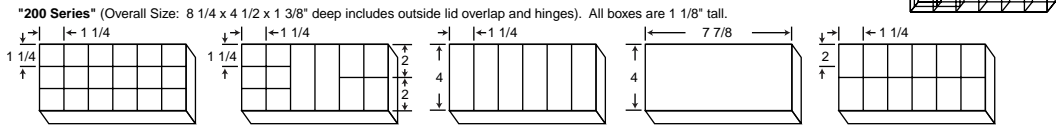
Flambeau® K-RESIN BOXES

These compact compartmented transparent, K-resin boxes are designed for heavy duty applications and are superior to ordinary polystyrene boxes. K-resin boxes are less susceptible to breakage.

"200" Series

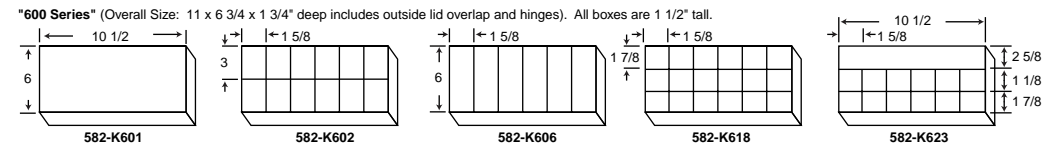
MOUSER STOCK NO.	Price Each			
	1	6	12	24
582-K200	3.00	2.70	2.40	2.10
582-K201	3.00	2.70	2.40	2.10
582-K203	3.00	2.70	2.40	2.10
582-K206	3.00	2.70	2.40	2.10
582-K208	3.00	2.70	2.40	2.10

DIMENSIONS (IN.)



"600" Series

MOUSER STOCK NO.	Price Each			
	1	5	10	25
582-K601	5.70	5.13	4.56	3.99
582-K602	5.90	5.31	4.72	4.13
582-K606	5.90	5.31	4.72	4.13
582-K618	5.90	5.31	4.72	4.13

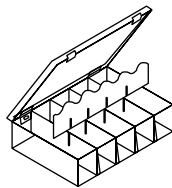


PLASTIC UTILITY BOXES

Tough, durable polypropylene boxes with snap-tight lids, heavy partitions and walls, and sturdy hinges. Partitions are moveable in the two larger boxes to meet storage requirements.

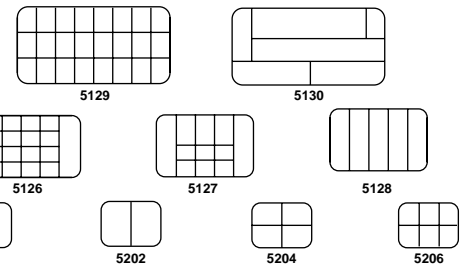
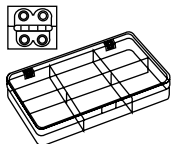
• Translucent • Flexible

MOUSER STOCK NO.	Dimensions (In.)			Compartmentments	Price Each
	L	W	H		
5873-05-206	4 3/8	2 5/8	1	6 equal	.97
5873-05-505	11 1/4	6 1/2	2 3/8	5 to 15	4.90
400-1406	8 1/2	4 3/4	1 1/2	1 to 18	2.94



Flambeau MIGHTY TUFF® PARTS BOXES

These compact, compartmented boxes are superior to ordinary polystyrene boxes. Mighty Tuff boxes are molded from sturdy, transparent cellulose propionate, and provide for virtually any storage need. Quality construction is virtually unbreakable, resistant to oil and most common chemicals and solvents. Each box features rustproof metal hinges and rounded corners.

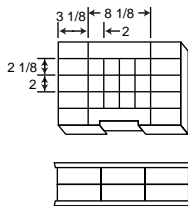
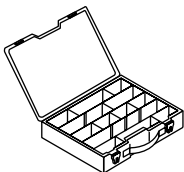


*Inside dimensions

MOUSER STOCK NO.	* Dimensions (In.)			Price Each			
	L	W	D	1	6	12	24
582-5129	11 7/8	5 7/8	1 7/16	10.10	9.09	8.08	7.07
582-5130	11 7/8	5 7/8	1 7/16	10.10	9.09	8.08	7.07
582-5126	7	4	1 1/16	5.50	4.95	4.40	3.85
582-5127	7	4	1 1/16	5.50	4.95	4.40	3.85
582-5128	7	4	1 1/16	5.50	4.95	4.40	3.85
582-5200	4 3/8	2 5/8	1 1/16	3.50	3.15	2.80	2.45
582-5202	4 3/8	2 5/8	1 1/16	3.50	3.15	2.80	2.45
582-5204	4 3/8	2 5/8	1 1/16	3.50	3.15	2.80	2.45
582-5206	4 3/8	2 5/8	1 1/16	4.70	4.23	3.76	3.29

Flambeau® SATCHEL-STYLE CASES

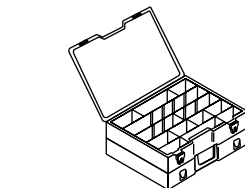
These satchel-style cases are molded from rugged copolymer resin to meet a variety of storage and carrying needs. Features include: comfortable strap handle retained by rustproof metal hardware, double draw bolt latches, pinned hinges, tongue-and-groove amber-tinned cover. Copolymer resin provides a rustproof, odor and oil resistant case of almost unlimited use.



Model 724-2 (15" x 11 3/4" x 2 1/2") with 15 removable dividers. Users can customize this case from 9 to 24 compartments.

MOUSER STOCK NO.	Price Each			
	1	4	6	12
582-7242	16.18	14.56	12.94	11.33

DIMENSIONS (IN.)



Model 748-2 (15" x 11 3/4" x 5") A two sided case with 9 to 24 compartments available per side. Boxes are sonically welded together for strength. (With dividers)

MOUSER STOCK NO.	Price Each			
	1	4	6	12
582-7482	32.75	29.48	26.20	22.93

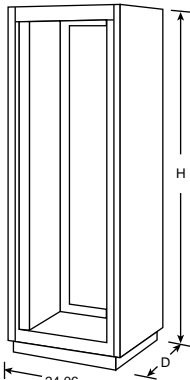


Cases and Cabinets

SERIES 60 UPRIGHT CABINET RACKS AND ACCESSORIES

These cabinet racks are proof of what Bud designers have striven for and achieved: Quality enclosures that enhance the function, appearance and value of your products. All Series 60 Cabinet Racks include welded frame, sides, top, and rear door.

- Welded 14 gauge steel frame
- Accommodates 19" panels
- Two pairs of full adjustable mounting rails are included
- Accessible from front and rear
- One door furnished
- Gray textured (GT) or royal blue textured (RB) available



"Shipped Factory Direct"

DIMENSIONS (IN.)

Series 60 Upright Cabinet Racks

Supplied with plan sides and plain rear door

There are two colors available, replace the () in the part number with: **GT** for Gray Textured or **RB** for Royal Blue Textured

MOUSER STOCK NO.	Dim. (In.)		Panel Space (P)	Price Each
	H	D		
563-60-2300-	29.63	22.0	21.00	754.30
563-60-2301-	40.13	22.0	31.50	822.20
563-60-2302-	50.63	22.0	42.00	930.55
563-60-2303-	61.13	22.0	52.50	1017.25
563-60-2304-	69.88	22.0	61.25	1104.05
563-60-2305-	78.63	22.0	70.00	1177.55
563-60-2306-	87.38	22.0	78.75	1269.55
563-60-2307-	29.63	25.5	21.00	761.20
563-60-2308-	40.13	25.5	31.50	842.85
563-60-2309-	50.63	25.5	42.00	952.30
563-60-2310-	61.13	25.5	52.50	1030.85
563-60-2311-	69.88	25.5	61.25	1131.20
563-60-2312-	78.63	25.5	70.00	1196.60
563-60-2313-	87.38	25.5	78.75	1299.45

Series 60 Upright Cabinet Racks

Supplied with louvered sides and louvered rear door

There are two colors available, replace the () in the part number with: **GT** for Gray Textured or **RB** for Royal Blue Textured

MOUSER STOCK NO.	Dim. (In.)		Panel Space (P)	Price Each
	H	D		
563-60-2700-	29.63	22.0	21.00	795.60
563-60-2701-	40.13	22.0	31.50	863.50
563-60-2702-	50.63	22.0	42.00	971.90
563-60-2703-	61.13	22.0	52.50	1058.55
563-60-2704-	69.88	22.0	61.25	1145.35
563-60-2705-	78.63	22.0	70.00	1218.80
563-60-2706-	87.38	22.0	78.75	1310.95
563-60-2707-	29.63	25.5	21.00	825.40
563-60-2708-	40.13	25.5	31.50	884.10
563-60-2709-	50.63	25.5	42.00	993.50
563-60-2710-	61.13	25.5	52.50	1072.20
563-60-2711-	69.88	25.5	61.25	1172.60
563-60-2712-	78.63	25.5	70.00	1237.75
563-60-2713-	87.38	25.5	78.75	1340.75

Plain Front Door Width: 18.94"

There are two colors available, replace the () in the part number with: **GT** for Gray Textured or **RB** for Royal Blue Textured

MOUSER STOCK NO.	Height (In.)	* (In.)	Price Each
563-60-2340-	21.44	21.00	134.30
563-60-2341-	31.94	31.50	149.20
563-60-2342-	42.44	42.00	157.05
563-60-2343-	52.94	52.50	174.70
563-60-2344-	61.69	61.25	214.30
563-60-2345-	70.44	70.50	223.30
563-60-2346-	79.19	78.75	226.90

*To be used with Upright Rack with this Panel Space (P) dimension.

Series 30 Extra Deep Upright Cabinet Racks

Supplied with plan sides and plain rear door

There are two colors available, replace the () in the part number with: **GT** for Gray Textured or **RB** for Royal Blue Textured

MOUSER STOCK NO.	Dim. (In.)		Panel Space (P)	Price Each
	H	D		
563-30-2300-	29.63	30.75	21.00	840.85
563-30-2301-	40.13	30.75	31.50	920.00
563-30-2302-	50.38	30.75	42.00	1032.55
563-30-2303-	61.13	30.75	52.50	1133.85
563-30-2304-	69.88	30.75	61.25	1213.05
563-30-2305-	78.63	30.75	70.00	1306.20
563-30-2306-	87.38	30.75	75.75	1396.90

Louvered Front Door Width: 18.94"

There are two colors available, replace the () in the part number with: **GT** for Gray Textured or **RB** for Royal Blue Textured

MOUSER STOCK NO.	Height (In.)	* (In.)	Price Each
563-60-2540-	21.44	21.00	143.65
563-60-2541-	31.94	31.50	158.50
563-60-2542-	42.44	42.00	166.60
563-60-2543-	52.94	52.50	184.10
563-60-2544-	61.69	61.25	223.65
563-60-2545-	70.44	70.50	233.30
563-60-2546-	79.19	78.75	236.40

ECONOMIZER™ CABINET RACKS AND ACCESSORIES

High quality, low cost. Available with 19" panel width in both ventilated and non-ventilated versions.

- Welded frame: 14-gauge steel vertical rails, 16-gauge steel top and bottom. Uniquely designed, 16-gauge steel rail supports.
- Furnished complete with removable sides, rear door, and one pair of panel mounting rails.
- Panel mounting rails: 12-gauge steel. Fully adjustable.
- Side panel: 20-gauge steel. Removable from outside for easy access.
- Finishes: sand textured (S), royal blue textured (RB), and black textured (BT)

Non-Ventilated Cabinet Racks

There are three colors available, replace the () in the part number with: **S** for Sand Textured, **RB** for Royal Blue, or **BT** for Black Textured

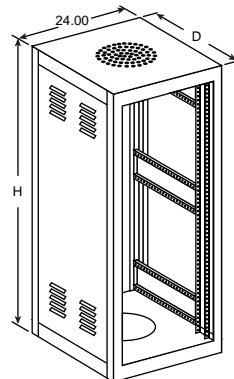
MOUSER STOCK NO.	Dimensions (In.)		Panel Space (P)	Price Each
	H	D		
563-ER-16502-	47.31	18.50	42.00	545.05
563-ER-16503-	57.81	18.50	52.50	599.50
563-ER-16504-	66.56	18.50	61.25	643.60
563-ER-16505-	75.31	18.50	70.00	681.85
563-ER-16506-	84.06	18.50	78.75	711.05
563-ER-16512-	47.31	25.50	42.00	617.05
563-ER-16513-	57.81	25.50	52.50	644.00
563-ER-16514-	66.56	25.50	61.25	704.45
563-ER-16515-	75.31	25.50	70.00	735.55
563-ER-16516-	84.06	25.50	78.75	775.50
563-ER-16522-	47.31	30.75	42.00	644.20
563-ER-16523-	57.81	30.75	52.50	674.05
563-ER-16524-	66.56	30.75	61.25	752.40
563-ER-16525-	75.31	30.75	70.00	771.30
563-ER-16526-	84.06	30.75	78.75	840.50

Ventilated Cabinet Racks

Cabinet side and doors feature ventilating louvers.

There are three colors available, replace the () in the part number with: **S** for Sand Textured, **RB** for Royal Blue, or **BT** for Black Textured

MOUSER STOCK NO.	Dimensions (In.)		Panel Space (P)	Price Each
	H	D		
563-ER-16602-	47.31	18.50	42.00	615.95
563-ER-16603-	57.81	18.50	52.50	634.70
563-ER-16604-	66.56	18.50	61.25	683.20
563-ER-16605-	75.31	18.50	70.00	720.70
563-ER-16606-	84.06	18.50	78.75	745.95
563-ER-16612-	47.31	25.50	42.00	657.20
563-ER-16613-	57.81	25.50	52.50	683.60
563-ER-16614-	66.56	25.50	61.25	742.95
563-ER-16615-	75.31	25.50	70.00	773.45
563-ER-16616-	84.06	25.50	78.75	815.60
563-ER-16622-	47.31	30.75	42.00	696.10
563-ER-16623-	57.81	30.75	52.50	725.95
563-ER-16624-	66.56	30.75	61.25	804.30
563-ER-16625-	75.31	30.75	70.00	823.20
563-ER-16626-	84.06	30.75	78.75	894.70

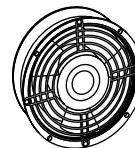


"Shipped Factory Direct"

DIMENSIONS (IN.)

10" EXHAUST FAN

Fan mounts in the top of ventilated Economizer racks. Supplied with finger guard and all mounting hardware. 36" power cord supplied. UL/CSA rated with 535 CFM air flow.



MOUSER STOCK NO.	Price Each
563-FN-1282	119.20

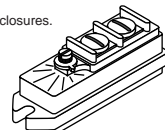
TEM-STAT TEMPERATURE CONTROLS

Prevent shut-downs caused by over-heating of electronic or electrical equipment in enclosures. Units react quickly to gradual or sudden temperature changes. UL and CSA listed.

Temperature range: 80°F - 170°F, accuracy: ±8°F

Cycles	Full Load Amps	Locked Rotor Amps	Pilot Duty VA	Volts
6,000	5.0	35.0	---	12VDC
30,000	6.0	36.0	---	120VAC
30,000	3.0	18.0	---	240VAC
100,000	4.0	24.0	125	120VAC
100,000	2.0	12.0	125	240VAC

MOUSER STOCK NO.	Contacts Normally	Contacts On Temp. Rise	Price Each
563-TS-15	Open	Closed	23.70
563-TS-22	Closed	Open	23.70



ALL AMERICAN UPRIGHT CABINET RACKS AND ACCESSORIES

A unique combination of steel and aluminum components provides an optimum blend of strength and economy. The sides, doors and top can be removed from the outside in seconds for unequalled accessibility. Available in five panel heights and your choice of two depths, the All American Rack™ has been quality engineered to meet your stringent standards.

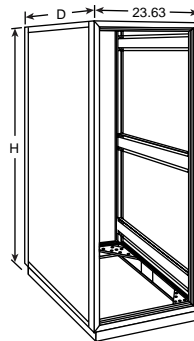
All American Upright Cabinet Racks

Rear door provided. Optional doors can be used for front or rear.

MOUSER STOCK NO.	Dimensions (In.)		Panel Space (P)	Price Each
	H	D		
563-AA-16412	48.81	26.50	42.00	1067.60
563-AA-16413	59.31	26.50	52.50	1118.45
563-AA-16414	68.06	26.50	61.25	1208.10
563-AA-16415	76.81	26.50	70.00	1251.75
563-AA-16416	85.56	26.50	78.75	1360.65
563-AA-16422	48.81	31.75	42.00	1115.35
563-AA-16423	59.31	31.75	52.50	1203.90
563-AA-16424	68.06	31.75	61.25	1272.65
563-AA-16425	76.81	31.75	70.00	1341.40
563-AA-16426	85.56	31.75	78.75	1423.45

Features:

- Frame: heavy-duty aluminum alloy extrusions, aluminum corner brackets. Steel supports
- Removable sides, 18 gauge steel
- Removable top and door, 20 gauge steel
- Mounting rails: two pairs of fully adjustable panel mounting rails
- Finish: white textured frame sand textured sides, door, and top



DIMENSIONS (IN.)

"Shipped Factory Direct"

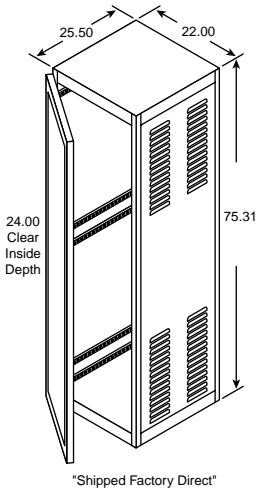
Steel Doors

MOUSER STOCK NO.	Fits	Price Each
563-AA-16702	563-AA-16412, 563-AA-16422	154.10
563-AA-16703	563-AA-16413, 563-AA-16423	164.05
563-AA-16704	563-AA-16414, 563-AA-16424	172.15
563-AA-16705	563-AA-16415, 563-AA-16425	178.75
563-AA-16706	563-AA-16416, 563-AA-16426	188.60

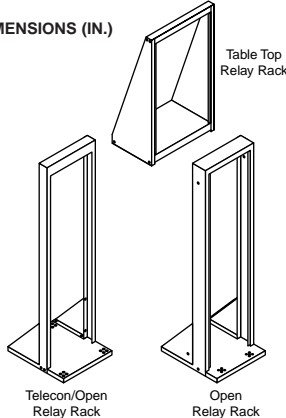
Plexiglass Doors

MOUSER STOCK NO.	Fits	Price Each
563-AA-16722	563-AA-16412, 563-AA-16422	316.40
563-AA-16723	563-AA-16413, 563-AA-16423	340.70
563-AA-16724	563-AA-16414, 563-AA-16424	359.70
563-AA-16725	563-AA-16415, 563-AA-16425	370.55
563-AA-16726	563-AA-16416, 563-AA-16426	397.65

DATAKOM CABINET ASSEMBLY AND ACCESSORIES



DIMENSIONS (IN.)



Datakom Cabinet Assembly Depth: 25.5"

Datakom Cabinet Assembly: There are two colors available, replace the () in the part number with: **S** for Sand Textured or **RB** for Royal Blue

MOUSER STOCK NO.	Height (In.)	Panel Space (In.)	Price Each
563-DC-8002	75.31	19 x 70	1081.45

Relay Racks

Relay Racks: There are two colors available, replace the () in the part number with: **MG** for Metallic Gray or **BI** for Black Textured

Table Top			
563-RR-1248	24.00	21.00	95.35
563-RR-1249	31.00	28.00	104.25
Telecom/Open			
563-RR-1263	35.63	31.50 x 19	146.30
563-RR-1363	40.88	36.75 x 19	155.75
563-RR-1264	70.63	66.50 x 19	175.80
563-RR-1364	75.63	71.75 x 19	179.70
563-RR-1366	81.13	77.00 x 19	183.60
Open			
563-RR-1367	64.63	61.25 x 19	320.05
563-RR-1368	73.38	70.00 x 19	340.50
563-RR-1369	80.38	77.00 x 19	351.80

Datakom Cabinet Assembly: 563-ER-16615 Economizer cabinet rack with louvered side panels and rear door, ventilated top suitable for 563-FN-1282 exhaust fan, and cable access in front. Installed V-9766-L locking eonoglass front door. Two pairs of installed full height panel mounting rails. Includes two SH-2385-BT ventilated shelves. It comes completely assembled for immediate use.

Table Top Relay Racks: Chassis-type base holds heavy components for table mounting applications. Supporting angles provide strength, rigidity. Panel mounting rails tapped #10-32 on E.I.A. universal spacing. Standard 19" panel fits flush with front. Base, 20.38" x 12". Shipped knocked down.

Telecom/Open Relay Racks: Exceptionally strong structure made up of chassis-type base and supporting angles. Uprights, .11"; steel channels, 3" deep; top plate, 1.13" x 3.13". Rails tapped #10-32 on E.I.A. universal spacing. Base is 19.97" x 22" and drilled for 563-RC-7758 casters. Shipped knocked down in two (2) cartons, with all necessary assembly and mounting hardware.

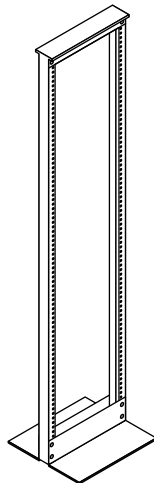
Open Relay Racks: Extra-sturdy racks made of 14 and 12 gauge steel. 8" deep welded "U" member and triangular bracket hold uprights to base (12 GA). Panel mounting rails tapped #10-32 on E.I.A. universal spacing. Chassis type base, 20.88" x 26", drilled for 563-RC-7758 casters. Racks may be bolted together in Add-A-Rack fashion. Shipped knocked down in two (2) cartons, with all necessary assembly and mounting hardware.

ALUMINUM OPEN RELAY RACKS

These aluminum relay racks are available in 6", 6.5", 7", and 9" heights with 19" and 23" wide panel spaces. Panel mounting holes are #12-24 tapped on E.I.A. universal spacing on both the front and rear flanges.

Finish: Clear anodized, telephone gray, and natural finish. Racks are shipped knocked down in one (1) carton, with all necessary assembly and mounting hardware.

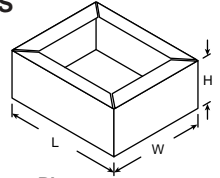
MOUSER STOCK NO.	Height (In.)	Panel Space (In.)	Price Each
Clear Anodized			
563-ARR-1271	72	64.75 x 19	288.00
563-ARR-1272	84	77.00 x 19	273.90
563-ARR-1273	108	101.50 x 19	345.50
563-ARR-1293	72	64.75 x 23	297.85
563-ARR-1294	84	77.00 x 23	312.45
563-ARR-1295	108	101.50 x 23	356.90
Telephone Gray			
563-ARR-1271-G	72	64.75 x 19	264.45
563-ARR-1272-G	84	77.00 x 19	252.35
563-ARR-1273-G	108	101.50 x 19	298.00
563-ARR-1293-G	72	64.75 x 23	274.30
563-ARR-1294-G	84	77.00 x 23	286.15
563-ARR-1295-G	108	101.50 x 23	307.85
Natural Finish			
563-ARR-1271-NF	72	64.75 x 19	210.10
563-ARR-1272-NF	84	77.00 x 19	200.90
563-ARR-1273-NF	108	101.50 x 19	238.30
563-ARR-1293-NF	72	64.75 x 23	218.25
563-ARR-1294-NF	84	77.00 x 23	228.35
563-ARR-1295-NF	108	101.50 x 23	246.60



Shipped Factory Direct

ALUMINUM CHASSIS AND ACCESSORIES

A wide selection of aluminum chassis. Each is welded at stress points for assured, maximum strength and rigidity. Sides folded in at bottom for additional support. Bottom plate easily attached. Natural finish.



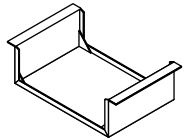
Aluminum Chassis

MOUSER STOCK NO.	Dimensions (In.)			Price Each
	W	L	H	
563-AC-1404	4.0	5.0	2.0	10.00
563-AC-1405	4.0	6.0	1.5	8.90
563-AC-430	4.0	6.0	3.0	11.20
563-AC-431	4.0	6.0	2.0	9.10
563-AC-402	5.0	7.0	2.0	9.90
563-AC-429	5.0	7.0	3.0	12.70
563-AC-403	5.0	9.5	2.0	12.00
563-AC-421	5.0	9.5	3.0	15.10
563-AC-404	5.0	10.0	3.0	15.20
563-AC-1413	6.0	8.0	2.0	11.30
563-AC-405	7.0	7.0	2.0	10.40
563-AC-406	7.0	9.0	2.0	12.50
563-AC-407	7.0	11.0	2.0	14.50
563-AC-408	7.0	12.0	3.0	19.20
563-AC-409	7.0	13.0	2.0	15.80
563-AC-411	7.0	15.0	3.0	25.00
563-AC-1418	8.0	10.0	2.5	18.30
563-AC-1419	8.0	12.0	2.5	22.70
563-AC-424	8.0	12.0	3.0	23.00
563-AC-412	8.0	17.0	3.0	26.00
563-AC-413	10.0	12.0	3.0	29.20
563-AC-414	10.0	14.0	3.0	29.70
563-AC-415	10.0	17.0	2.0	26.50
563-AC-416	10.0	17.0	3.0	31.00
563-AC-427	10.0	17.0	4.0	44.70
563-AC-1422	10.0	17.0	5.0	52.10
563-AC-418	12.0	17.0	3.0	32.80
563-AC-419	13.0	17.0	2.0	33.50
563-AC-420	13.0	17.0	3.0	38.70
563-AC-428	13.0	17.0	4.0	47.00
563-AC-1426	13.0	17.0	5.0	60.00
563-AC-1427	14.0	17.0	3.0	43.70
563-AC-1428	15.0	17.0	4.0	59.30
563-AC-1429	15.0	17.0	6.0	84.00
563-AC-1430	17.0	17.0	3.0	50.90
563-AC-1431	17.0	17.0	4.0	59.60

Chassis Bottom Plates

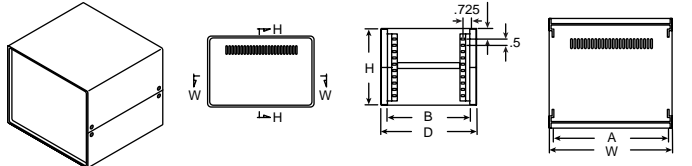
MOUSER STOCK NO.	Width	Length	Price Each
563-BPA-1504	4.0	5.0	3.90
563-BPA-1505	4.0	6.0	4.60
563-BPA-1589	5.0	7.0	4.50
563-BPA-1591	5.0	10.0	4.50
563-BPA-1513	6.0	8.0	6.50
563-BPA-1592	7.0	7.0	4.50
563-BPA-1593	7.0	9.0	5.50
563-BPA-1594	7.0	11.0	5.70
563-BPA-1595	7.0	12.0	6.30
563-BPA-1596	7.0	13.0	7.50
563-BPA-1516	7.0	15.0	8.20
563-BPA-1518	8.0	10.0	8.00
563-BPA-1519	8.0	12.0	9.70
563-BPA-1520	8.0	17.0	10.00
563-BPA-1523	10.0	12.0	9.70
563-BPA-1524	10.0	14.0	9.70
563-BPA-1597	10.0	17.0	10.30
563-BPA-1528	12.0	17.0	13.90
563-BPA-1598	13.0	17.0	14.30
563-BPA-1529	14.0	17.0	14.70
563-BPA-1530	15.0	17.0	18.40
563-BPA-1531	17.0	17.0	20.40

Aluminum Panel Chassis



MOUSER STOCK NO.	Height (In.)	Price Each
563-CB-1370	1.75	22.60
563-CB-1371	3.50	23.90
563-CB-1372	5.25	29.70

CHAMPION SERIES



- Top, bottom, front, and rear panels, .050" aluminum
- Ventilation slots in bottom and rear panel
- Easily assembled with eight self-threading screws
- No screws on front or rear panels
- Designed to allow for maximum interior space
- Removable top and bottom provide easy access to components
- Four self-adhesive rubber feet provided

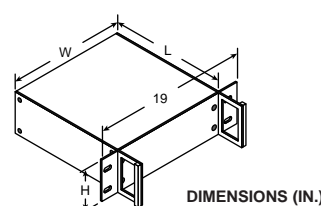
There are two colors available, replace the () in the part number with: **S** for Sand Textured or **BI** for Black Textured

MOUSER STOCK NO.	Outside Dim. (In.)			Inside Dim. (In.)		Price Each
	H	W	D	A	B	
563-CS-11202	4	6	6	5.38	5.13	56.40
563-CS-11204	4	9	8	8.38	7.13	62.80
563-CS-11206	4	12	8	11.38	7.13	66.50
563-CS-11208	6	9	8	8.38	7.13	70.60
563-CS-11210	6	12	8	11.38	7.13	71.80
563-CS-11212	6	12	10	11.38	9.13	77.30
563-CS-11214	8	9	8	8.38	7.13	75.40
563-CS-11216	8	12	10	11.38	9.13	84.60

VALUE/LINE SERIES

This Bud series has, for years, been one of the most requested by industry. It's well styled, it's quality constructed, it's economical, and it's versatile — can be used independently or in a standard E.I.A. 19" cabinet.

- Side and front panel, .090" aluminum
- Base, rear, and top, .050" aluminum
- Handles, aluminum extrusions
- Sides, white textured, rear and top smooth white
- Two detachable 11 gauge steel rack mounting brackets and rubber feet included
- Adhesive-backed paper protects panels and provides surface for laying out position for drilling or punching



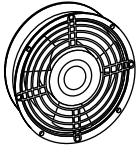
MOUSER STOCK NO.	Dimensions (In.)			Price Each
	L	W	H	
563-HC-14101	13	17.00	3.50	157.70
563-HC-14102	13	12.75	5.25	162.25
563-HC-14103	13	17.00	5.25	162.60
563-HC-14104	13	17.00	7.00	170.70
563-HC-14105	13	17.00	8.75	178.85
563-HC-14106	13	17.00	10.50	187.05
563-HC-14107	15	17.00	10.50	200.05
563-HC-14108	15	17.00	12.25	223.85
563-HC-14109	15	17.00	14.00	235.95



Accessories For Cases and Cabinets

10" EXHAUST FAN

Fan mounts in the top of ventilated Economizer racks. Supplied with finger guard and all mounting hardware. 36" power cord supplied. UL/CSA rated with 535 CFM air flow.



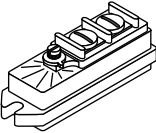
563-FN-1282	119.20
-------------	--------

TEM-STAT TEMPERATURE CONTROLS

Prevent shut-downs caused by over-heating of electronic or electrical equipment in enclosures. Units react quickly to gradual or sudden temperature changes. UL and CSA listed.

Temperature range: 80°F - 170°F, accuracy: ±8°F

Cycles	Full Load Amps	Locked Rotor Amps	Pilot Duty VA	Volts
6,000	5.0	35.0	---	12VDC
30,000	6.0	36.0	---	120VAC
30,000	3.0	18.0	---	240VAC
100,000	4.0	24.0	125	120VAC
100,000	2.0	12.0	125	240VAC



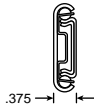
MOUSER STOCK NO.	Contacts Normally	Contacts On Temp. Rise	Price Each
563-TS-15	Open	Closed	23.70
563-TS-22	Closed	Open	23.70

SLIDING MECHANISMS

Two-Piece Slide



Has stationary delrin guides for stabilization in closed position. .75" extension, front disconnect, positive stop. Max. chassis width is 2" less than rack panel width, when used with 563-BAS-5106 Slide Mounting Bracket Kit.

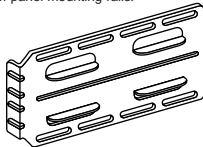


* Load rating shown in table is "per pair"

MOUSER STOCK NO.	Slide Length (In.)	Travel (In.)	*Load Rating (Lbs.)	Price Each
563-AS-5000-A	12	8	140	33.15
563-AS-5001-A	16	12	120	43.45
563-AS-5002-A	20	15	92	45.70
563-AS-5004-A	26	19	70	48.35

Slide Mounting Bracket Kit

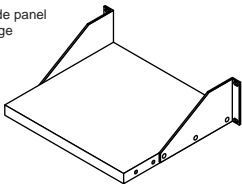
Recommended for two-piece slides subject to maximum chassis width as shown above. It is easier to assemble. Allows slides to be mounted to panel mounting surface or accessory flange of panel mounting rails.



563-BAS-5106	\$ 70.50
--------------	----------

ADJUSTABLE SHELF-OPEN RACK

Relay rack shelves fit 19" wide panel spaces. Shelves are 16 gauge steel and are flanged for added support. Shelves are adjustable for depth within relay rack, and come with all mounting brackets and hardware.



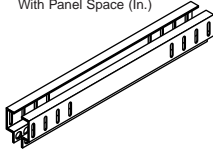
There are two colors available, replace the () in the part number with: **MG** for Metallic Gray or **BT** for Black Textured

MOUSER STOCK NO.	Dimensions (In.)		Price Each
	Width	Depth	
563-SA-1278-__	17.19	16	82.80
563-SA-1279-__	17.19	20	89.20

STANDARD PANEL MOUNTING RAILS

Use on Bud Cabinet Racks: Series 60, All American, and Economizer. 12-gauge steel. Sold in pairs. Hardware furnished. Finish: black.

* Fits Cabinet Rack With Panel Space (In.)



MOUSER STOCK NO.	*	Price Each
563-PMR-9448	21.00	48.55
563-PMR-9449	31.50	55.20
563-PMR-9450	42.00	59.85
563-PMR-9451	52.50	66.30
563-PMR-9452	61.25	74.15
563-PMR-9453	70.00	81.10
563-PMR-9454	78.75	86.00

CASTERS

Casters are priced individually, sold and packaged in pairs with all necessary mounting hardware included.

Heavy Duty

Double level post swivel caster with 2" ball cushion rubber wheel. Riveted axle. Black steel hood 3/8" x 1" threaded steel pin.

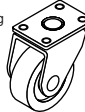
MOUSER STOCK NO.	Load Rating	Weight Each	Price Each
563-RC-7775	75 lbs.	9.50 oz.	11.20



Extra-Heavy Duty

For Series 60 and Economizer cabinet racks. Ball-bearing wheels made of hard tread composition. Height: 3.25".

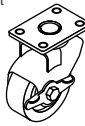
563-RC-7758	200 lbs.	18 oz.	13.90
-------------	----------	--------	-------



Ball-Bearing, Swivel Type

Wheels hard tread rubber 4" in diameter x 1.25" wide. Available with or without side brake and come with formed 12-gauge adapter mounting brackets. Mount in all cabinet racks which currently accept 563-RC-7758 casters. Increase overall height of cabinet by approximately 4".

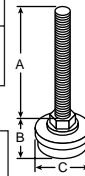
With Locking Brake			
563-RC-7761	240 lbs	3.5 lbs	32.70
Without Locking Brake			
563-RC-7762	240 lbs.	3.5 lbs	28.30



CAP AND STEM

Nickel plated steel. 3/8-16 thread. 563-RL-7766, rubber base. 563-RL-7767 nylon base. 563-RL-7771 rubber base. 563-RL-7766 and 563-RL-7767 furnished with 2 height adjusting nuts. Used on Economizer Rack.

MOUSER STOCK NO.	Dimensions (In.)			Price Each
	A	B	C	
563-RL-7766	3	1.00	1.63	5.60
563-RL-7767	3	.75	1.63	3.90
563-RL-7771	2	.75	1.63	3.10



Levelers Kit

Consists of two levelers and mounting brackets.

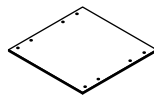
MOUSER STOCK NO.	Description	Price Each
563-RL-7770	Used on Economizer	38.85

STANDARD PANELS

For cabinets, racks, relay racks, and small enclosures, where applicable.

Surface Shield

MOUSER STOCK NO.	H (In.)	Price Each
563-SFA-1831	1.75	9.50
563-SFA-1832	3.50	13.90
563-SFA-1833	5.25	17.80
563-SFA-1834	7.00	22.80
563-SFA-1835	8.75	25.00
563-SFA-1836	10.50	32.40
563-SFA-1837	12.25	37.50
563-SFA-1838	14.00	42.40
563-SFA-1839	15.75	47.80
563-SFA-1840	17.50	52.60
563-SFA-1841	19.25	58.40
563-SFA-1842	21.00	63.90



19 x 19 x 1/8 inch panels.

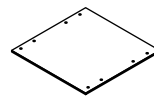
Mill finish aluminum alloy panels. White, pressure-sensitive paper on one side protects and provides surface for laying out drilling or punching position

19 inch aluminum panels.

Standard Aluminum Panels

There are two colors available, replace the () in the part number with: **WH** for White or **MG** for Metallic Gray

563-PA-1101-__	1.75	10.60
563-PA-1102-__	3.50	14.80
563-PA-1103-__	5.25	20.30
563-PA-1104-__	7.00	25.30
563-PA-1105-__	8.75	30.60
563-PA-1106-__	10.50	38.90
563-PA-1107-__	12.25	42.70
563-PA-1108-__	14.00	47.50
563-PA-1109-__	15.75	52.80
563-PA-1110-__	17.50	53.95
563-PA-1111-__	19.25	57.00
563-PA-1112-__	21.00	59.20

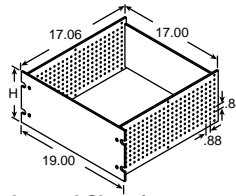


19 x 19 x 1/8 inch panels.

RAK - MOUNT CHASSIS

Side panel mounting holes are punched on .88" grid to allow total flexibility in mounting of components. Rear panel is fully adjustable from front to rear. Standard 19" front panels feature "Surface Shield" protection which provides surface for laying out drilling and punching positions. Natural finish

- Front panel: .13" thick mill finish alum. with "Surface Shield" protection.
- Side and rear panels: .090" aluminum
- Shipped unassembled with all necessary assembly hardware



Standard Chassis

MOUSER STOCK NO.	H (In.)	Price Each
563-RM-14212	5.25	54.10
563-RM-14213	7.00	61.95
563-RM-14214	8.75	74.40
563-RM-14215	10.50	87.85

Internal Chassis

.090" aluminum, natural finish. Can be mounted vertically or horizontally.

MOUSER STOCK NO.	* (In.)	Price Each
563-C-14242	5.25	18.20
563-C-14243	7.00	21.20
563-C-14244	8.75	24.30
563-C-14245	10.50	27.30

Handles

Chrome plated steel

MOUSER STOCK NO.	* (In.)	Price Each
563-H-9160-B	5.25	10.30
563-H-9111-B	7.00	6.40
563-H-9112-B	8.75	7.80
563-H-9113-B	10.50	9.00

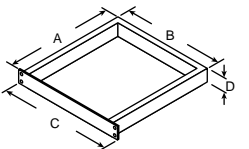
* To be used with Standard Chassis with this Height (H) dimension.

Tops and Slides Solid top or bottom cover: .050" aluminum, natural finish. Can also be used on bottom as full depth chassis for mounting components. **Ventilated top or bottom cover:** .050" aluminum, natural finish, .13" x .75" slots for max. ventilation. **Slides:** two piece slide, 20" long with 15" travel. Supplied in pairs. Order mounting brackets separately. Requires two pairs of panel mounting rails.

MOUSER STOCK NO.	Description	Price Each
563-TBC-14252	Solid top	29.60
563-TBC-14262	Ventilated top	33.10
563-AS-5002-A	Slides (pair)	45.70

SMALL RACK MOUNT CHASSIS

Eight sizes, two depths and widths. Adaptable for slide mounting.

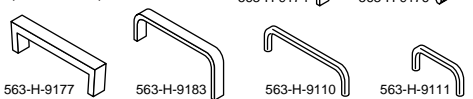


DIMENSIONS (IN.)

MOUSER STOCK NO.	Dimensions (In.)				Price Each
	A	B	C	D	
563-CH-14401	8	17	19	1.719	41.60
563-CH-14402	16	17	19	1.719	60.00
563-CH-14403	8	17	19	3.469	61.40
563-CH-14404	16	17	19	3.469	78.80
563-CH-14411	8	22	24	1.719	52.00
563-CH-14412	16	22	24	1.719	75.20
563-CH-14413	8	22	24	3.469	70.70
563-CH-14414	16	22	24	3.469	91.10

HANDLES

Styled for all types of applications, designed for long wear; quality construction equals that of high priced counterparts.



Clear Anodized Aluminum

Hardware: (2) 8-32 x 3/8" screws.

MOUSER STOCK NO.	Mounting Centers (In.)	Hand Clearance (In.)	Price Each
563-H-9174-B	4.00	1.09	9.90
563-H-9176-B	3.25	.75	11.20
563-H-9177-B	4.38	.75	11.20
563-H-9183-B	4.56	1.09	13.90

Chrome Plated .38" Diameter Steel

Mounting Hardware: (2) 10-32 x 3/8" screws.

563-H-9110-B	6.00	1.25	7.90
563-H-9111-B	4.00	.94	6.40
563-H-9112-B	6.00	.94	7.80
563-H-9113-B	8.00	.94	9.00

Chrome Plated .38" Diameter Steel

Mounting Hardware: (2) 1/4"-28 hex nuts.

563-H-9116-B	6.00	.94	10.10
563-H-9160-B	3.50	1.69	10.30

Chrome Plated .25" Diameter Brass

Mounting Hardware: (2) 6-32 x 1/2" screws.

563-H-9166-B and 563-H-9168	1.91	1.00	5.20
563-H-9168-B	3.00	1.00	5.00



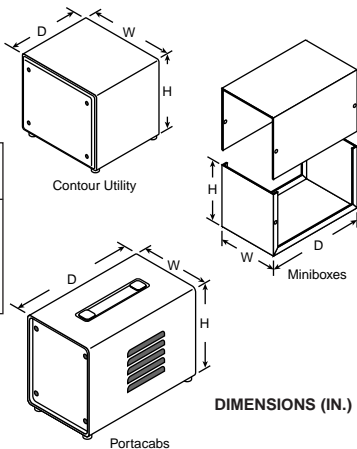
Cases and Cabinets

SMALL CABINETS

Contour Utility

20 gauge steel. Louvered rear panel. Rubber feet furnished. Removable flanged panels have rounded corners and edges to preserve the contoured styling of the highly versatile cabinet. Gray textured body with white textured panels.

MOUSER STOCK NO.	Dimensions (In.)			Price Each
	D	W	H	
563-CU-463	3.75	6.25	4.25	35.80
563-CU-465	5.75	6.25	4.25	42.60
563-CU-585	5.75	8.25	5.25	44.80
563-CU-587	7.75	8.25	5.25	49.10
563-CU-7125	5.75	12.25	7.25	50.90
563-CU-7127	7.75	12.25	7.25	54.90



Portacabs

.050" aluminum. Front panel recessed 1/2" and fits contour of cabinet. Louvered sides. Welded back has opening. Four plastic feet furnished. Designed for bench or portable use. Light weight, yet strong. Reinforced flexible metal handle recessed to permit stacking. Finish: metallic gray.

MOUSER STOCK NO.	Dimensions (In.)			Recommended Bud Chassis	Panel Space (In.)	Rear Opening (In.)	Louvers Per Side	Price Each
	D	W	H					
563-WA-1540	8	6.13	8	563-AC-402	5.92 x 7.80	2 x 4.50	1 set	56.40
563-WA-1541	12	8.13	9	563-AC-407	7.92 x 8.80	2 x 6.50	2 sets	77.80
563-WA-1542	8	10.13	8	563-AC-406	9.92 x 7.80	2 x 8.50	1 set	66.25
563-WA-1543	18	11.13	11	563-AC-416	10.92 x 10.80	2 x 9.50	3 sets	106.25
563-WA-1544	18	14.13	12	563-AC-412	13.92 x 11.80	2 x 12.50	3 sets	129.20

Miniboxes

.040" aluminum alloy. Two sections slip together and may be joined by either built-in snap lock or sheet metal screws (included). Flanged sections assure proper shielding. Units can be used as separate housings or as part of larger assemblies. Finish: Natural or Smooth Gray.

Smooth Gray Finish Miniboxes

MOUSER STOCK NO.	Dimensions (In.)			Price Each
	D	W	H	
563-CU-2100B	2.75	2.13	1.63	5.10
563-CU-2101B	3.25	2.13	1.63	5.20
563-CU-2102B	4.00	2.13	1.63	5.40
563-CU-2103B	4.00	2.25	2.25	5.50
563-CU-2104B	5.00	2.25	2.25	6.30
563-CU-2105B	5.00	4.00	3.00	8.20
563-CU-2106B	5.25	3.00	2.13	6.70
563-CU-2107B	6.00	5.00	4.00	11.50
563-CU-2108B	7.00	5.00	3.00	11.20
563-CU-2109B	8.00	6.00	3.50	22.50
563-CU-2110B	10.00	6.00	3.50	23.90
563-CU-2111B	12.00	7.00	4.00	31.50
563-CU-2112B	17.00	5.00	4.00	33.30
563-CU-2113B	10.00	2.00	1.63	10.70
563-CU-2114B	12.00	2.50	2.25	15.70

Natural Finish Miniboxes

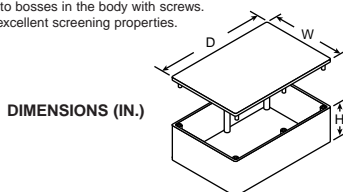
MOUSER STOCK NO.	Dimensions (In.)			Price Each
	D	W	H	
563-CU-3000A	2.75	2.13	1.63	3.30
563-CU-3001A	3.25	2.13	1.63	3.80
563-CU-3002A	4.00	2.13	1.63	4.10
563-CU-3003A	4.00	2.25	2.25	4.40
563-CU-3004A	5.00	2.25	2.25	5.30
563-CU-3005A	5.00	4.00	3.00	6.80
563-CU-3006A	5.25	3.00	2.13	5.40
563-CU-3007A	6.00	5.00	4.00	9.70
563-CU-3008A	7.00	5.00	3.00	8.70
563-CU-3009A	8.00	6.00	3.50	13.70
563-CU-3010A	10.00	6.00	3.50	17.20
563-CU-3011A	12.00	7.00	4.00	21.80
563-CU-3012A	17.00	5.00	4.00	23.50
563-CU-3013A	10.00	2.00	1.63	8.70
563-CU-3014A	12.00	2.50	2.25	11.10

* These items are provided with a removable, white, pressure sensitive, paper that protects the finish and provides a surface for laying out drilling and punching positions.

ECONOBOX

Five box sizes, each with close fitting flanged lids fastened to bosses in the body with screws. This plus the thickness of the aluminum alloy (380), offers excellent screening properties.

MOUSER STOCK NO.	Dimensions (In.)			Thick-ness	Price Each
	D	W	H		
563-CU-123	3.63	1.50	1.06	.06	8.10
563-CU-124	4.38	2.38	1.06	.06	8.50
563-CU-234	4.69	3.69	2.06	.09	13.60
563-CU-247	7.39	4.70	2.06	.09	23.10
563-CU-347	7.39	4.70	3.06	.09	27.10



NEMA 4 SEALED DIE-CAST ALUMINUM ENCLOSURES

Natural Finish

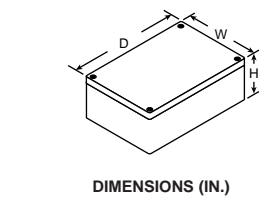
MOUSER STOCK NO.	Dimensions (In.)			Price Each
	D	W	H	
563-AN-1300	3.54	1.42	1.18	6.00
563-AN-1301	2.52	2.28	1.38	6.30
563-AN-1302	4.53	2.56	1.18	9.20
563-AN-1303	4.53	2.56	2.17	11.20
563-AN-1304	4.53	3.54	2.17	13.10
563-AN-1305	5.83	4.25	2.95	23.40
563-AN-1306	6.73	4.76	2.17	23.80
563-AN-1307	8.82	5.83	2.17	25.10

Smooth Gray Finish

MOUSER STOCK NO.	Dimensions (In.)			Price Each
	D	W	H	
563-AN-1300-G	3.54	1.42	1.18	10.60
563-AN-1301-G	2.52	2.28	1.38	11.00
563-AN-1302-G	4.53	2.56	1.18	14.80
563-AN-1303-G	4.53	2.56	2.17	17.40
563-AN-1304-G	4.53	3.54	2.17	20.80
563-AN-1305-G	5.83	4.25	2.95	33.50
563-AN-1306-G	6.73	4.76	2.17	33.90
563-AN-1307-G	8.82	5.83	2.17	36.40

Diecast in aluminum alloy and resistant to atmospheric and marine corrosion, these enclosures are ideal for housing sensitive electronic assemblies and pneumatic, hydraulic and electrical devices in both commercial and industrial environments.

- Designed to IP 65 of IEC 529 and NEMA 4
- Cover incorporates a recessed neoprene gasket
- Internal bosses for mounting PCBs horizontally
- Internal guide slots for mounting PCB assemblies vert.



NEMA 4X SEALED POLYCARBONATE ENCLOSURES

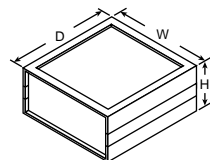
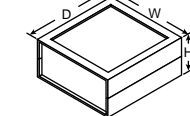
Polycarbonate enclosures meet NEMA 4X specifications and are ideal for use in the electrical and electronic industries. Polycarbonate features good electrical insulation and heat resistance.

- Designed to IP 65 of I.E.C. 529 and NEMA 4X
- Internal guide slots for mounting PCB assemblies vertically
- Internal bosses allow mounting of PCBs horizontally
- The polycarbonate material has an operating temperature of -40°C to +100°C
- Light Gray Polycarbonate Body and Cover

MOUSER STOCK NO.	Dimensions (In.)			Price Each
	D	W	H	
563-PN-1320	2.56	2.28	1.38	7.40
563-PN-1321	4.53	2.56	1.57	10.30
563-PN-1322	4.53	2.56	2.17	11.10
563-PN-1323	4.53	3.54	2.17	12.80
563-PN-1324	6.73	4.76	2.17	17.90
563-PN-1325	8.74	5.75	2.17	23.70
563-PN-1327	6.73	4.76	3.15	19.40

PLASTICASE™ AND ACCESSORIES

- Impact resistant polystyrene
- Molded-in card guides and mounting bosses
- Comes complete with stainless steel screws and rubber feet
- Finish: double-textured PC bone gray



DIMENSIONS (IN.)

Plasticase™

MOUSER STOCK NO.	Fig.	Dimensions (In.)			Panel Size (In.) (.094 Thick) Height x Width	Price Each
		D	W	H		
563-PC-11402	A	5.30	5.08	1.53	1.31 x 4.75	13.30
563-PC-11403	A	5.30	7.06	1.53	1.31 x 6.73	16.40
563-PC-11404	A	9.62	6.33	1.55	1.33 x 5.99	19.60
563-PC-11406	A	6.32	6.12	2.52	2.31 x 5.75	17.00
563-PC-11408	A	6.32	8.10	2.52	2.31 x 7.75	20.40
563-PC-11410	B	6.32	6.12	3.30	3.09 x 5.75	21.00
563-PC-11412	B	6.32	8.10	3.30	3.09 x 7.75	24.30
563-PC-11414	B	6.32	6.12	4.04	3.83 x 5.75	22.10
563-PC-11416	B	6.32	8.10	4.04	3.83 x 7.75	25.80
563-PC-11418	B	5.30	5.08	2.06	1.84 x 4.75	15.30
563-PC-11420	B	5.30	7.06	2.06	1.84 x 6.73	18.20

Handle/Bail Kits

Features 3 locking positions. Heavy-duty chrome plated steel. Kit includes molded attachment buttons, mounting screws and over-size rubber feet

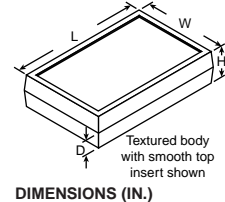
MOUSER STOCK NO.	Fits Mouser Stock No. (563-)	Price Each
563-HB-11496	PC-11406, PC-11410, PC-11414	12.40
563-HB-11498	PC-11408, PC-11412, PC-11416	13.30

PLASTIBOX™

These functional utility enclosures are made from UL rated high-impact plastics with scratch resistant finish. They have squared corners and bosses for mounting horizontal cards.

- PS: textured body with smooth top insert for silk screening capability
- PT: textured body with textured top
- PBS: textured body with smooth top insert and 9-volt battery compartment

There are two colors available, replace the () in the part number with: **G** for Gray or **B** for Black



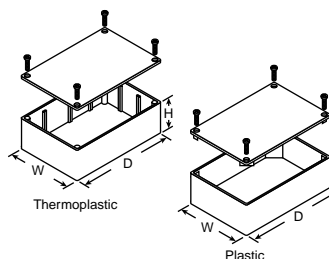
DIMENSIONS (IN.)

MOUSER STOCK NO.	Outside Dimensions (In.)				Price Each
	L	W	H	D	
563-PS-11301-__	3.63	2.25	1.00	.69	5.40
563-PT-11308-__	3.63	2.25	1.50	.69	5.40
563-PS-11317-__	4.38	3.25	1.50	.69	6.70
563-PBS-11319-__	4.38	3.25	1.50	.69	7.80
563-PS-11325-__	5.63	3.25	1.50	.69	7.50
563-PBS-11327-__	5.63	3.25	1.50	.69	10.30
563-PS-11333-__	6.88	4.88	1.50	.69	9.80
563-PT-11372-__	3.63	2.25	2.50	.69	5.70
563-PT-11380-__	4.38	3.25	2.50	.69	7.30
563-PT-11388-__	5.63	3.25	2.50	.69	9.80
563-PT-11396-__	6.88	4.88	2.50	.69	10.80

UTILIBOX

Bud's Utilibox is the ultimate value in plastic utility boxes

- Flammability rating of 94V-0 at .080" thickness and continuous use temperature of 70°C
- Comes with close-fitting interlocking lid and assembly hardware.



DIMENSIONS (IN.)

KJB Cyclopedia Thermoplastic

- Card guides accept .062" thick cards
- Finish: black


MOUSER STOCK NO.	Dimensions (In.)			Price Each
	D	W	H	
563-CU-281	4.50	3.00	1.75	7.21
563-CU-282	4.50	4.50	2.25	7.60
563-CU-283	6.00	4.50	2.25	10.50
563-CU-284	7.50	4.50	2.25	10.60

KJB Cyclopedia Plastic

- Lid includes special corner flange for optional bonding
- Finish: mar-resistant black textured

MOUSER STOCK NO.	Dimensions (In.)			Price Each
	D	W	H	
563-CU-382	3.25	2.38	1.00	4.60
563-CU-383	4.13	2.75	1.00	4.90
563-CU-384	3.25	3.25	1.25	5.00
563-CU-385	4.50	3.25	1.25	5.90
563-CU-386	5.50	3.75	1.25	6.80
563-CU-387	5.50	4.25	1.75	7.20

NEMA 12 SERIES 2000 RACK



Full featured NEMA 12 rack 19" and 24" applications in harsh industrial environments. Extremely sturdy 14 gauge frame. Offered in 2 panel heights, 24" panel width (adaptable to 19"), and 31.50" deep. Aesthetic styling makes the series 2000 an attractive addition to any environment. The package is finished in light beige. Package includes the following components and hardware: 1 Series 2000 frame with closed top, 1 pair of side panels with oil tight quarter turn latches, 2 3pt. latched oil tight solid doors, 4 adjustable levelling feet, and 2 removable reinforced lifting eyebolts.



Note: In order to mount 19" accessories in a 24" cabinet, you will require a 24"/19" Adaptor Kit (part number ZMAK1924) available on this page. This will allow additional wiring/cabling space on both sides of the rack mounted equipment.

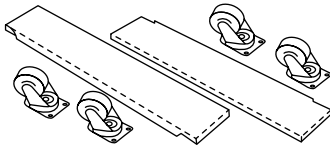
Shipped Factory Direct

• Color: textured beige enamel

MOUSER STOCK NO.	Hammond Type	Panel Height (In.)	Panel Height Units	Panel Width (In.)	Overall Dimensions (In.)			Price Each
					H	W	D	
546-42302	2M772832DAP3	70.00	40	24	77.31	28	31.50	1502.84
546-42304	2M862832DAP3	78.75	45	24	86.06	28	31.50	1617.94

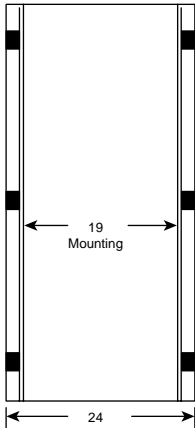
SERIES 2000 CASTER ASSEMBLY

Casters and adapter base provide heavy duty caster capability. Complete assembly of 4 casters mounts to enclosure frame without drilling or punching. Wheels are 3" non-static rockite with ball bearing pivot. Total load capacity of 1080 lb.



MOUSER STOCK NO.	Hammond Type	Description	Price Each
546-42446	2MCRS28	Fits 28" wide enclosures	336.01

ADAPTER KIT FOR CONTEMPRA II AND SERIES 2000

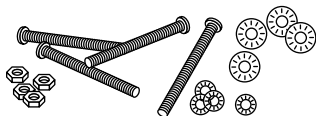


DIMENSIONS (IN.)

Adapts 24" panel width cabinets to 19" panel width mounting. Provides additional wiring space along both sides of the rack mounted equipment. Finished in black BK3. Kit includes 6 adaptor brackets and the required hardware to mount 1 pair of rails. **Note:** In order to mount 19" accessories in a 24" cabinet, you will require this kit. This will allow additional wiring/cabling space on both sides of the rack mounted equipment.

MOUSER STOCK NO.	Hammond Type	Price Each
546-42444	2MAK1924	156.28

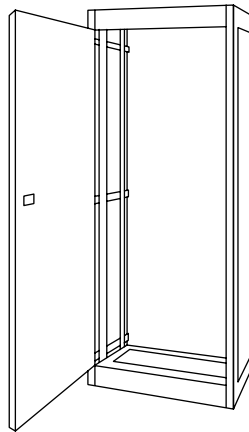
CONTEMPRA II BOLT DOWN KIT



Fixes rack to computer room floor. Kit includes a set of four 3/8" x 5 1/2" bolts with flat washers and nuts. Fits Contempra II only.

MOUSER STOCK NO.	Hammond Type	Description	Price Each
546-62486	CBDK4	Bolt Down Kit	14.76

CONTEMPRA II RACK



Full featured rack which will completely service most 19" and 24" applications. Extremely sturdy 14 gauge frame. Three panel heights, 19" and 24" panel widths, and 23.63" and 31.50" depths provide a broad spectrum of stand alone enclosures sizes allowing for complete design flexibility. Aesthetic styling makes the Contempra II an attractive addition to any environment. The package is finished with light beige frame and body (top, sides, and door). Package includes the following components and hardware: 1 Contempra II frame, 1 pair of side panels, 1 solid door, 1 solid top, 4 full length, black, punched combination.

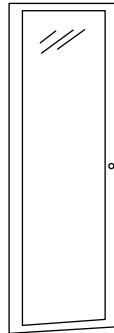
Note: In order to mount 19" accessories in a 24" cabinet, you will require a 24"/19" Adaptor Kit (part number ZMAK1924) available on this page. This will allow additional wiring/cabling space on both sides of the rack mounted equipment.

Shipped Factory Direct

• Color: contempra grey

MOUSER STOCK NO.	Hammond Type	Panel Height (In.)	Panel Height Units	Panel Width (In.)	Overall Dimensions (In.)			Price Each
					H	W	D	
546-56741	C2RR196323CG1	63.00	36	19	70.31	23.00	23.63	949.66
546-55976	C2RR196331CG1	63.00	36	19	70.31	23.00	31.50	1051.46
546-56744	C2RR197023CG1	70.00	40	19	77.31	23.00	23.63	1031.29
546-56746	C2RR197031CG1	70.00	40	19	77.31	23.00	31.50	1137.32
546-56747	C2RR197823CG1	78.75	45	19	86.06	23.00	23.63	1115.85
546-56749	C2RR197831CG1	78.75	45	19	86.06	23.00	31.50	1229.34
546-00214	C2RR246323CG1	63.00	36	24	70.31	28.00	23.63	1038.12
546-00216	C2RR246331CG1	63.00	36	24	70.31	28.00	31.50	1147.54
546-00218	C2RR247023CG1	70.00	40	24	77.31	28.00	23.63	1127.45
546-00220	C2RR247031CG1	70.00	40	24	77.31	28.00	31.50	1241.92
546-00222	C2RR247823CG1	78.75	45	24	86.06	28.00	23.63	1220.93
546-00224	C2RR247831CG1	78.75	45	24	86.06	28.00	31.50	1343.94

CONTEMPRA II FLUSH PLEXIGLASS DOORS

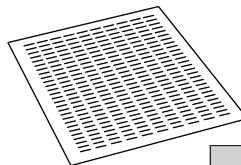


Shipped Factory Direct

Constructed of sturdy aluminum frame with smoked gray plexiglass. Can fit either front or back of frame. Reversible for either right or left hand mounting. Quick release hinge design allows for easy installation and removal. Features lockable latch. Finished in black.

MOUSER STOCK NO.	Hammond Type	Panel Height Units	Dimensions (In.)		Price Each
			H	W	
546-56019	C2DF1963PBK1	36	63.00	19	252.93
546-56461	C2DF1970PBK1	40	70.00	19	291.30
546-56462	C2DF1978PBK1	45	78.75	19	306.50
546-56469	C2DF2463PBK1	36	63.00	24	278.22
546-56470	C2DF2470PBK1	40	70.00	24	320.42
546-56471	C2DF2478PBK1	45	78.75	24	340.69

CONTEMPRA II VENTED TOPS



Constructed of 14 gauge steel. Provides a practical and economical solution to convection cooling requirements. Mounting hardware included. Finished in light beige.

MOUSER STOCK NO.	Hammond Type	Dimensions (In.)		Price Each
		W	L	
546-56476	C2T1923VCG1	19	23.63	32.45
546-56501	C2T1931VCG1	19	31.50	42.80
546-56505	C2T2423VCG1	24	23.63	40.55
546-56509	C2T2431VCG1	24	31.50	53.50

CONTEMPRA II 1425BM CASTERS




Set of 4. No drilling required as casters fit into built-in caster mounts. Feature ball bearing, swivel, hard composition wheels. 700 lb. maximum capacity.

MOUSER STOCK NO.	Hammond Type	Price Each
546-56514	1425BM	200.83

COMBINATION AND ACCESSORY RAILS

(For Contempra II and Series 2000)

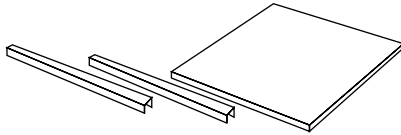
Combination rails allow front, panel mounting and side, accessory mounting. **Accessory rails** for side, accessory mounting only. Sold in pairs. Available in **black painted or zinc plated** finishes. Punched and tapped rails available. Punched rails are 14 gauge steel with full EIA spacing to be used with 10-32 clip nuts which are provided. Tapped rails are 12 gauge steel tapped 10-32 and spaced with full EIA centers.



MOUSER STOCK NO.	Hammond Type	Size (In.)	Description	Price Each
Accessory				
546-92632	CAR63PBK3	63	Black punched accessory rails	67.37
546-92643	CAR63TZPL	63	Plated tapped accessory rails	111.24
546-92580	CAR70PBK3	70	Black punched accessory rails	72.27
546-92653	CAR70TZPL	70	Plated tapped accessory rails	117.88
546-92633	CAR78PBK3	78	Black punched accessory rails	77.98
546-92582	CAR78TZPL	78	Plated tapped accessory rails	127.31
Combination				
546-92850	CCR63PBK3	63	Black punched combination rails	67.37
546-92985	CCR63TZPL	63	Plated tapped combination rails	111.24
546-92855	CCR70PBK3	70	Black punched combination rails	72.27
546-92990	CCR70TZPL	70	Plated tapped combination rails	117.88
546-92860	CCR78PBK3	78	Black punched combination rails	77.98
546-92995	CCR78TZPL	78	Plated tapped combination rails	127.31

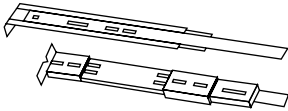
PULL-OUT CHASSIS SHELF (For Contempra II and Series 2000)

This shelf can be used as a permanently mounted support shelf between accessory rails or as a pull-out chassis. Accepts optional slides for pull-out applications. Material is 18 gauge (shelf) and 14 gauge (brackets). Available in 3 depths. Finished in white. Occupies 1U (1.75") of rail space.



MOUSER STOCK NO.	Hammond Type	Panel Width (In.)	Shelf Depth (In.)	Bracket Depth (In.)	Price Each
546-63130	RASC1912WH2	19	11.9	13.2	58.84
546-63160	RASC1916WH2	19	15.9	14.9	66.11
546-63190	RASC1922WH2	19	21.9	20.9	75.37

SLIDES (For Contempra II and Series 2000)




Sold in pairs. Mounts on combination rail's front flange. Available in 3 depths. Occupies 1U (1.75") of rail space.

MOUSER STOCK NO.	Hammond Type	Length (In.)	Weight Capacity	Price Each
546-00280	RSLIDE12	12	120 lb. capacity	110.84
546-00281	RSLIDE16	16	130 lb. capacity	114.57
546-00282	RSLIDE22	22	120 lb. capacity	123.50

FIX VENTED SHELF (For Contempra II and Series 2000)

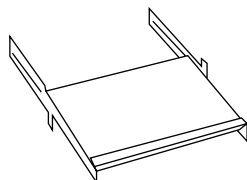
Provides a sturdy shelf without obstructing upward heat movement. Fixes to combination rails temporarily with clips or permanently with screws. Adjustable mounting allows for use with most rail depth locations. Available in 3 depths. Finished in light beige. Occupies 1U (1.75") of rail space.



MOUSER STOCK NO.	Hammond Type	Panel Width (In.)	Shelf Depth (In.)	Price Each
546-00206	RFVS1918CG1	19	18	36.52
546-10431	RFVS1921CG1	19	21	38.72
546-00207	RFVS1926CG1	19	26	41.45

KEYBOARD DRAWER (For Contempra II and Series 2000)

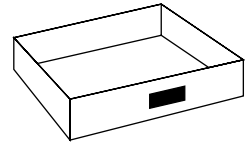
Supplied complete with slides and mounting hardware. Occupies 2U (3.50") of rail space. Unique design maximizes available space between rails (for 19" panel width, 17.77" clear). Finished in black. Occupies 1U (1.75") of rail space.



MOUSER STOCK NO.	Hammond Type	Description	Price Each
546-56752	RAKS19BK1	19" wide keyboard drawer	111.17

STORAGE DRAWER KIT (For Contempra II and Series 2000)

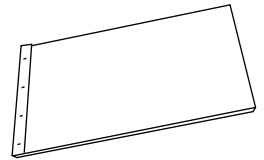
Complete drawer kit with slides and lock. Rear support brackets included for 16" and 22" depths. Available in 3 depths. Finished in light beige, with a white interior.



MOUSER STOCK NO.	Hammond Type	Panel Height Units	Overall Dimensions (In.)			Price Each
			H	W	D	
546-00226	RDRW1900312CG1	2	3.50	19	11.3	144.75
546-00232	RDRW1900316CG1	2	3.50	19	15.3	157.41
546-00238	RDRW1900322CG1	2	3.50	19	21.3	164.65
546-00227	RDRW1900512CG1	3	5.25	19	11.3	184.55
546-00233	RDRW1900516CG1	3	5.25	19	15.3	195.40
546-00239	RDRW1900522CG1	3	5.25	19	21.3	197.21
546-00228	RDRW1900712CG1	4	7.00	19	11.3	202.64
546-00234	RDRW1900716CG1	4	7.00	19	15.3	209.88
546-00240	RDRW1900722CG1	4	7.00	19	21.3	211.68
546-00229	RDRW1900812CG1	5	8.75	19	11.3	224.35
546-00235	RDRW1900816CG1	5	8.75	19	15.3	227.96
546-00241	RDRW1900822CG1	5	8.75	19	21.3	237.02
546-00230	RDRW1901012CG1	6	10.50	19	11.3	237.02
546-00236	RDRW1901016CG1	6	10.50	19	15.3	244.26
546-00242	RDRW1901022CG1	6	10.50	19	21.3	251.50
546-00231	RDRW1901212CG1	7	12.25	19	11.3	307.58
546-00237	RDRW1901216CG1	7	12.25	19	15.3	313.01
546-00243	RDRW1901222CG1	7	12.25	19	21.3	322.05

LIFT UP WRITING SURFACE (For Contempra II and Series 2000)

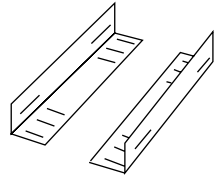
Writing surface mounts on top of the storage drawer (above) and is hinged at rear for easy access. Wood laminate is finished in matching beige. Available in 19" width only. not for use with 3.5" storage drawer.



MOUSER STOCK NO.	Hammond Type	Description	Price Each
546-63335	RDDW1900012CG4	For 12" deep drawer	91.55
546-63337	RDDW1900016CG4	For 16" deep drawer	131.44
546-63339	RDDW1900022CG4	For 22" deep drawer	169.99

ADJUSTABLE SUPPORT ANGLES (For Contempra II and Series 2000)

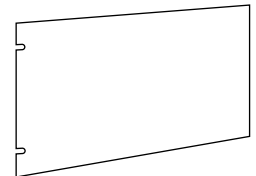
Angles mount on accessory rails with either leg used as support depending on requirements. Slots allow up/down or front/back adjustments. Made of 14 gauge steel with dimensions of 1.75" x 1.75". Available in 3 depths. Finished in white. Sold in pairs. Occupies 1U (1.75") of rail space. Mounting hardware not included, please order separately.



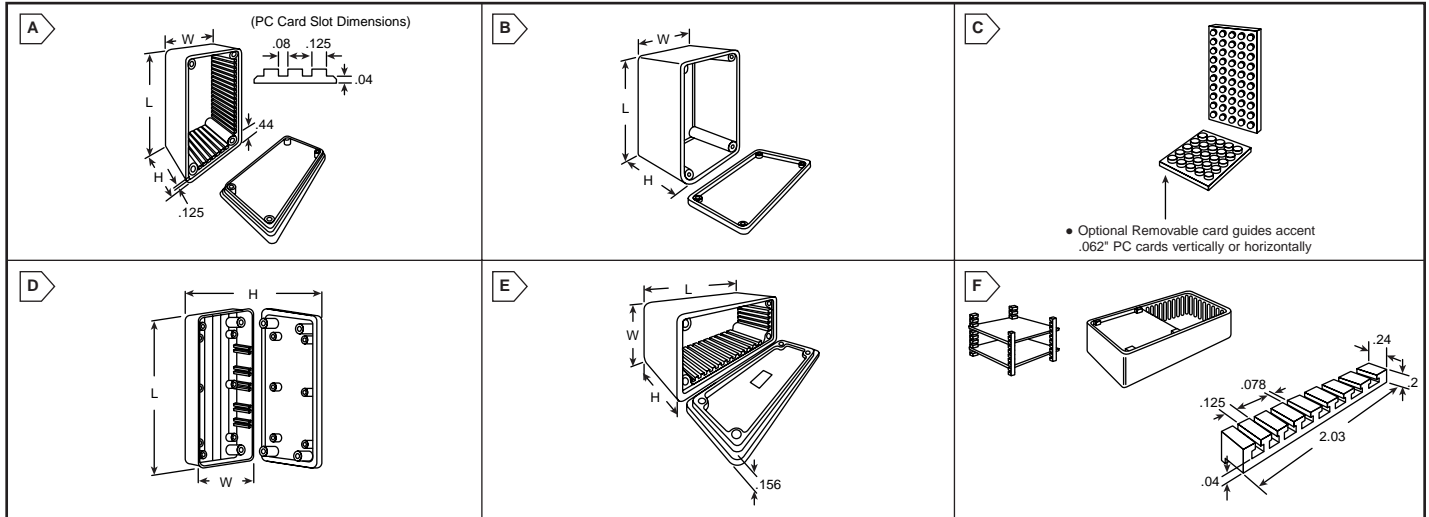
MOUSER STOCK NO.	Hammond Type	Description	Price Each
546-63030	RASA12WH2	9.97" deep angle	22.12
546-63040	RASA16WH2	14.95" deep angle	24.12
546-63060	RASA22WH2	20.95" deep angle	27.22

FLAT ALUMINUM PANELS (For Contempra II and Series 2000)

Constructed from high quality aluminum. Features 19" standard EIA spacing. Finished in CG2 beige. Mounting hardware not included, please order separately.



MOUSER STOCK NO.	Hammond Type	Panel Height (In.)	Panel Height Units	Price Each
546-34322	PBPA19003CG2	3.50	2	13.00
546-34323	PBPA19005CG2	5.25	3	18.58
546-34324	PBPA19007CG2	7.00	4	23.20
546-34326	PBPA19008CG2	8.75	5	27.47
546-34327	PBPA19010CG2	10.50	6	30.94
546-34328	PBPA19012CG2	12.25	7	37.12
546-34329	PBPA19014CG2	14.00	8	41.76
546-34332	PBPA19017CG2	17.50	10	51.08



POLYSTYRENE PLASTIC CASES

- Features:**
- Card guides accept .062" PC cards
 - Countersunk lid is secured with self-tapping #4x1/2" slotted screws
 - High impact polystyrene plastic
 - 546-1591ES-BK has a removable center brace
 - Color: black

* These models have 6 mounting holes.

MOUSER STOCK NO.	Fig.	Dimensions (In.)			Price Each			
		L	W	H	1	10	100	250
546-1591AS-BK	A	4.00	2.00	1.00	3.09	2.57	2.37	Call For Quote
546-1591BS-BK	A	4.40	2.44	1.20	3.34	2.78	2.57	
546-1591CS-BK	A	4.75	2.56	1.56	3.55	2.96	2.73	
546-1591DS-BK	A	6.00	3.15	2.00	5.25	4.38	4.04	
546-1591ES-BK	A	7.50	4.33	2.38	6.30	5.25	4.85	
546-1591LS-BK	A	3.35	2.20	1.27	3.32	2.77	2.55	
546-1591GS-BK	A	4.8	3.7	1.36	4.20	3.50	3.23	
546-1591HS-BK	A	6.5	2.8	1.16	4.18	3.48	3.21	
546-1591SS-BK	A	4.3	3.2	1.76	4.49	3.75	3.46	
546-1591TS-BK	A	4.7	3.2	2.36	4.96	4.13	3.81	
546-1591US-BK	A	4.72	4.72	2.36	5.31	4.43	4.09	
546-1591VS-BK	A	4.7	4.7	3.66	6.36	5.30	4.89	

PLASTIC INSTRUMENT BOXES

- Features:**
- UL flammability rating of 94V-0
 - Continuous use temperature rating of 60°C (140°F)
 - Interlocking flanged lid
 - Internal slot holds .062" PC cards
 - Comes with ABS lid in matching color
 - Average wall thickness .062"
 - 546-1591E has a removable center brace
 - Molded in an improved medium impact ABS thermoplastic with flame retardant properties
 - Comes with M3 x .5 x 10mm, Phillips machine screws, countersunk lid, and tapped integral brass bushings
 - Optional PC card adaptors available for horizontal mounting of PC cards
 - Also available in blue, gray, and beige. Contact a Mouser Service Representative for details.

Dimensions are outside dimensions Note: lid adds .156" to overall depth of case

Color: Blue		A	L	W	H	Price Each			Call For Quote
MOUSER STOCK NO.	Fig.					1	10	100	
546-1591B-BU	A	4.4	2.44	1.06	5.33	4.44	4.10	Call For Quote	
546-1591C-BU	A	4.75	2.56	1.56	5.67	4.73	4.36		
546-1591D-BU	A	6.0	3.15	2.0	8.40	7.00	6.46		
546-1591E-BU	A	7.5	4.33	2.38	10.08	8.40	7.75		
Color: Black		A	L	W	H	Price Each			Call For Quote
MOUSER STOCK NO.	Fig.					1	10	100	
546-1591A-BK	A	4.0	2.00	1.0	4.93	4.11	3.80	Call For Quote	
546-1591B-BK	A	4.4	2.44	1.06	5.33	4.44	4.10		
546-1591C-BK	A	4.75	2.56	1.56	5.67	4.73	4.36		
546-1591D-BK	A	6.0	3.15	2.0	8.40	7.00	6.46		
546-1591E-BK	A	7.5	4.33	2.38	10.08	8.40	7.75		
546-1591G-BK	A	4.75	3.69	1.18	6.72	5.60	5.17		
546-1591H-BK	A	6.52	2.78	.98	6.68	5.57	5.14		
546-1591L-BK	A	3.4	2.20	1.4	5.29	4.41	4.07		
546-1591S-BK	A	4.33	3.23	1.58	7.18	5.99	5.52		
546-1591T-BK	A	4.72	3.15	2.17	7.94	6.62	6.11		
546-1591U-BK	A	4.72	4.72	2.17	8.51	7.09	6.54		
546-1591V-BK	A	4.72	4.72	3.54	10.19	8.49	7.83		

ELECTRONIC ENCLOSURES

- Features:**
- Medium impact ABS thermoplastic with flame retardant properties
 - Comes with M3 x .5 x 18mm countersunk Phillips machine screws which fasten into integral brass bushings
 - Lightly textured finish
 - Interlocking flanged lid
 - UL flammability rating of 94V-0
 - Continuous use temperature rating of 60°C (140°F)
 - Color: black

Also available in blue, gray, and beige. Contact a Mouser service representative for details

Plastic Instrument Boxes *Lid adds .472" to overall height of box or .394" to inside height

MOUSER STOCK NO.	B	L	W	H	Price Each			Call For Quote
					1	10	100	
546-1594A-BK	B	2.17	2.17	* 1.10	7.25	6.04	5.57	Call For Quote
546-1594B-BK	B	3.15	2.17	* 1.10	7.83	6.53	6.03	
546-1594C-BK	B	4.13	2.56	* 1.30	8.78	7.32	6.75	
546-1594D-BK	B	5.12	2.56	* 1.70	9.41	7.84	7.24	
546-1594E-BK	B	6.50	4.13	* 2.09	12.18	10.15	9.37	

ELECTRONIC ENCLOSURES (Cont.)

PC Card Guides

Packed 25 sets per package, four guides to set

Price Each			
1	10	100	250
6.30	5.25	4.85	Call

MOUSER STOCK NO.	Fig.	Fits Cases
546-1594AZ-25	C	546-1594A-BK
546-1594BZ-25	C	546-1594B-BK
546-1594CZ-25	C	546-1594C-BK
546-1594DZ-25	C	546-1594D-BK
546-1594EZ-25	C	546-1594E-BK

Optional Water Tight Sealing Kits

Each kit is comprised of 1 die cut gasket, 4 replacement screws, and 6 "O"-rings (2 spares).

Price Each			
1	10	100	250
4.16	3.47	3.20	Call

MOUSER STOCK NO.	Fits Cases
546-1594SKA	546-1594A-BK
546-1594SKB	546-1594B-BK
546-1594SKC	546-1594C-BK
546-1594SKD	546-1594D-BK
546-1594SKE	546-1594E-BK

HAND HELD CASES

Attractively styled and ergonomically designed for use as a "hand-held" instrument enclosure. Two piece lap joint construction that provides protection from dust accumulation and splashing water. These enclosures also provide an improved surface for EMI/RFI shielding.

- Features:**
- Two key hole knockouts are molded into the inside of the base to facilitate wall mounting installation
 - Countersunk lid is secured with four self tapping head screws
 - Six PC card mounting bosses are molded into the top and base to enable horizontal mounting using self tapping screws

High Impact Polystyrene Cases • Color: gray

MOUSER STOCK NO.	Fig.	Dimensions (In.)			Price Each			
		L	W	H	1	10	100	250
546-1599BS-GY	D	5.12	2.56	.98	6.17	5.15	4.75	Call For Quote
546-1599ES-GY	D	6.70	3.35	1.38	7.12	5.93	5.48	Call For Quote
546-1599HS-GY	D	8.66	4.33	1.77	8.30	6.91	6.38	Quote

Medium Impact Flame Retardant ABS

MOUSER STOCK NO.	Fig.	Dimensions (In.)			Price Each			
		L	W	H	1	10	100	250
546-1599B-BK	D	5.12	2.56	.98	8.06	6.72	6.20	Call For Quote
546-1599E-BK	D	6.70	3.35	1.38	9.77	8.14	7.51	Call For Quote
546-1599H-BK	D	8.66	4.33	1.77	12.01	10.01	9.24	Quote

PC CARD DIECAST ALUMINUM ALLOY BOXES

Unfinished Cases

- Features:**
- Comes with 3mm slot head screws, countersunk into lid and threaded in tapped holes
 - Optional PC card adaptors available for horizontal mounting of PC cards
 - Internal slots on 0.2" centers hold .062" thick PC cards or dividers
 - Average wall thickness 1.6mm (.062")
 - Rated to 600°C (1112°F) temperatures
 - Interlocking flanged lid

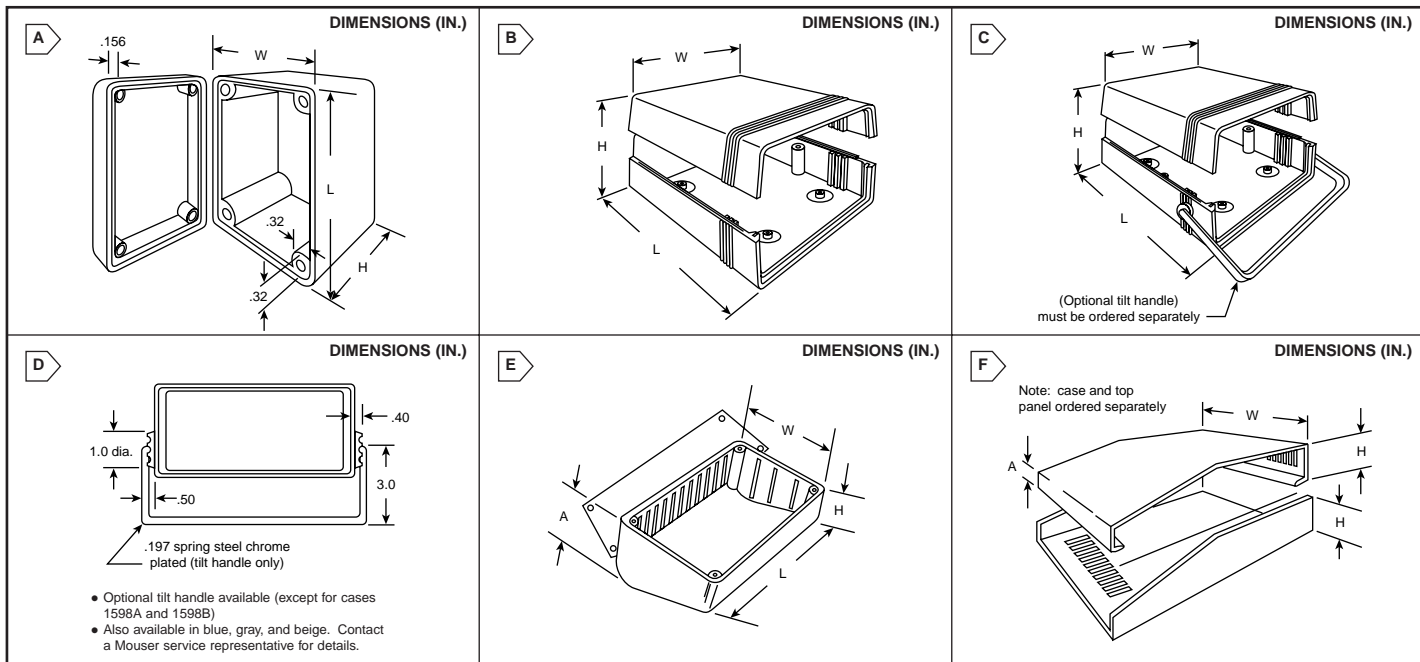
† This model has six mounting studs/holes

MOUSER STOCK NO.	Fig.	L	W	H	1	10	100	250	Call For Quote
546-1590L	E	4.0	2.0	1.0	8.04	6.70	6.19	Call For Quote	
546-1590M	E	4.4	2.44	1.22	9.68	8.07	7.45		
546-1590N	E	4.75	2.56	1.56	10.96	9.14	8.43		
546-1590P	E	6.0	3.15	2.0	14.30	11.92	11.00		
546-1590R	E	7.5	4.33	2.38	22.28	18.57	17.14		

PC CARD ADAPTORS

PC adaptors allow mounting of PC cards at right angles to the vertical slots molded into Hammond plastic boxes and diecast cases 1590L through 1590R. For quantities greater than listed, call for quote.

MOUSER STOCK NO.	Fig.	Quantity Per Package	Price Per Package	
			1	2
546-1591Z6	F	6	2.39	2.00
546-1591Z100	F	100	26.31	21.93



DIECAST ALUMINUM ALLOY BOXES

Features:

- Drilled and tapped with lid and four 6-32 x 1/2 countersunk phillips head screws
- Interlocking flanged lid provides complete RF shielding
- Colors: unfinished or black textured baked enamel
- Also available in blue, gray, and beige textured finish. Contact a Mouser Service Representative for details.
- Average wall thickness 2mm (.079")

Unfinished Cases

Dimensions are outside dimensions Note: lid adds .156" to overall depth of case

MOUSER STOCK NO.	Fig.	Dimensions (In.)			Price Each			
		L	W	H	1	10	100	250
546-1590A	A	3.6	1.5	1.1	7.00	5.83	5.38	Call For Quote
546-1590B	A	4.4	2.4	1.1	8.00	6.67	6.15	
546-1590BB	A	4.7	3.7	1.2	10.40	8.67	8.00	
546-1590C	A	4.7	3.7	2.1	11.70	9.75	9.00	
546-1590D	A	7.4	4.7	2.2	19.16	15.97	14.74	
546-1590E	A	7.4	4.7	3.2	20.50	17.08	15.77	
546-1590F	A	7.4	7.4	2.5	27.56	22.97	21.20	
546-1590LB	A	2.0	2.0	1.1	7.22	6.02	5.55	
546-1590S	A	4.33	3.23	1.58	10.56	8.80	8.12	
546-1590T	A	4.72	3.15	2.17	10.90	9.08	8.38	
546-1590U	A	4.72	4.72	2.17	16.00	13.33	12.31	
546-1590V	A	4.72	4.72	3.54	22.00	18.33	16.92	

Black Cases

Dimensions are outside dimensions Note: lid adds .156" to overall depth of case

MOUSER STOCK NO.	Fig.	Dimensions (In.)			Price Each			
		L	W	H	1	10	100	250
546-1590A-BK	A	3.6	1.5	1.1	9.45	7.88	7.27	Call For Quote
546-1590B-BK	A	4.4	2.4	1.1	10.80	9.00	8.31	
546-1590BB-BK	A	4.7	3.7	1.2	13.52	11.27	10.40	
546-1590C-BK	A	4.7	3.7	2.1	15.21	12.68	11.70	
546-1590D-BK	A	7.4	4.7	2.2	22.99	19.16	17.69	
546-1590E-BK	A	7.4	4.7	3.2	24.60	20.50	18.92	
546-1590F-BK	A	7.4	7.4	2.5	33.07	27.56	25.44	
546-1590LB-BK	A	2.0	2.0	1.1	9.75	8.12	7.50	
546-1590S-BK	A	4.33	3.23	1.58	13.73	11.44	10.56	
546-1590T-BK	A	4.72	3.15	2.17	14.18	11.77	10.92	
546-1590U-BK	A	4.72	4.72	2.17	19.20	16.00	14.77	
546-1590V-BK	A	4.72	4.72	3.54	26.40	22.00	20.31	

PLASTIC TWO PIECE INSTRUMENT CASES

Features:

- Two piece tongue and groove construction
- Carries UL flammability rating of 94V-0
- Continuous use temperature rating of 60°C (140°F)
- Front and rear panels are .064" thick brushed aluminum
- Molded studs for horizontal PC board mounting
- Color: Black
- Molded in flame retardant ABS plastic with lightly textured finish
- Comes with M3 x .5 x 10mm phillips machine screws which fasten into tapped integral brass bushings
- Two sets of vertical .062" PC board guides provided front and rear

MOUSER STOCK NO.	Fig.	Dimensions (In.)			Price Each			
		L	W	H	1	10	100	250
546-1598A-BK	B	6.10	3.62	1.38	9.72	8.10	7.48	Call For Quote
546-1598B-BK	B	5.24	5.24	2.01	10.67	8.89	8.21	
546-1598C-BK	C	7.01	6.02	2.01	13.36	11.13	10.27	
546-1598D-BK	C	7.01	7.99	2.48	16.30	13.58	12.54	
546-1598E-BK	C	6.30	6.30	3.35	16.02	13.35	12.33	
546-1598F-BK	C	9.84	6.30	1.58	17.14	14.28	13.18	
546-1598G-BK	C	9.84	6.30	2.95	20.08	16.73	15.44	
546-1598H-BK	C	11.02	7.87	1.58	21.06	17.55	16.20	
546-1598J-BK	C	11.02	7.87	2.95	26.10	21.75	20.08	

PLASTIC TWO PIECE INSTRUMENT CASES (Cont.)

Optional Accessories

* For 1598 series cases * Quantity of four suggested
For quantities greater than listed, call for quote.

MOUSER STOCK NO.	Fig.	Description	Price Each		
			1	10	100
* 517-SJ-5012BK	---	Cylindrical rubber feet .14" x .50", black	.14	--	--
546-1598ATS	---	#4 x 5/8" self tapping screws	.095	.031	.028
546-1598ZPC1	---	Adhesive PC clips	.20	.18	.17

Optional Tilt Handle

* Instructions and mounting hardware included. For quantities greater than listed, call for quote.

MOUSER STOCK NO.	Fig.	Description	1	10	9.37
546-1598TH1	D	1598C-BK, E-BK, F-BK, G-BK	12.18	10.15	9.37
546-1598TH2	D	1598D-BK, H-BK, J-BK	12.18	10.15	9.37

DESKTOP CONSOLES

Plastic Cases

- Four slot head screws threaded into integral brass bushings hold recessed panel
- Internal slots: .04" deep x .07" wide for 0.062" PC cards
- 4 self adhesive rubber feet
- .20" dia. stand-off bosses in base
- ABS plastic case
- 0.04" thick gray painted aluminum panel

MOUSER STOCK NO.	Fig.	Dimensions (In.)				Color	Price Each			
		L	W	H	A		1	10	100	250
546-1595C-BU	E	6.3	3.8	1.54	2.3	Blue	12.56	10.47	9.37	Call For Quote
546-1595C-BK	E	6.3	3.8	1.54	2.3	Black	12.56	10.47	9.37	
546-1595E-BU	E	8.5	5.1	1.85	2.9	Blue	15.56	12.97	11.61	
546-1595E-BK	E	8.5	5.1	1.85	2.9	Black	15.56	12.97	11.61	

Aluminum Cases

- Textured baked enamel, ventilated bottom with wrap around sides. Supplied with hardware and rubber feet.
- Color: blue (To be used with panels below)

MOUSER STOCK NO.	Fig.	Dimensions (In.)				Price Each			
		L	W	H	A	1	2	15	25
546-1456PH3C-BU	F	8.3	14.0	3.0	1.3	23.21	19.64	18.24	Call For Quote
546-1456PL3C-BU	F	11.3	14.0	3.0	1.3	27.72	23.46	21.78	
546-1456FG4C-BU	F	7.2	6.5	4.0	1.1	17.41	14.73	13.68	
546-1456KK4C-BU	F	10.2	10.0	4.0	1.1	24.67	20.87	19.38	
546-1456PK4C-BU	F	10.2	14.0	4.0	1.1	29.02	24.55	22.80	

Walnut Cases

- Solid, oiled walnut side panels on a ventilated steel base. Supplied with hardware and rubber feet. (To be used with panels below)

MOUSER STOCK NO.	Fig.	Dimensions (In.)				Price Each			
		L	W	H	A	1	2	15	25
546-1456PH3P-WH	F	8.3	14.0	3.0	1.3	42.08	35.60	33.06	Call For Quote
546-1456PL3P-WH	F	11.3	14.0	3.0	1.3	44.98	38.06	35.34	
546-1456FG4P-WH	F	7.2	6.5	4.0	1.1	39.17	33.15	30.78	
546-1456KK4P-WH	F	10.2	10.0	4.0	1.1	43.53	36.83	34.20	
546-1456PK4P-WH	F	10.2	14.0	4.0	1.1	45.70	38.67	35.91	

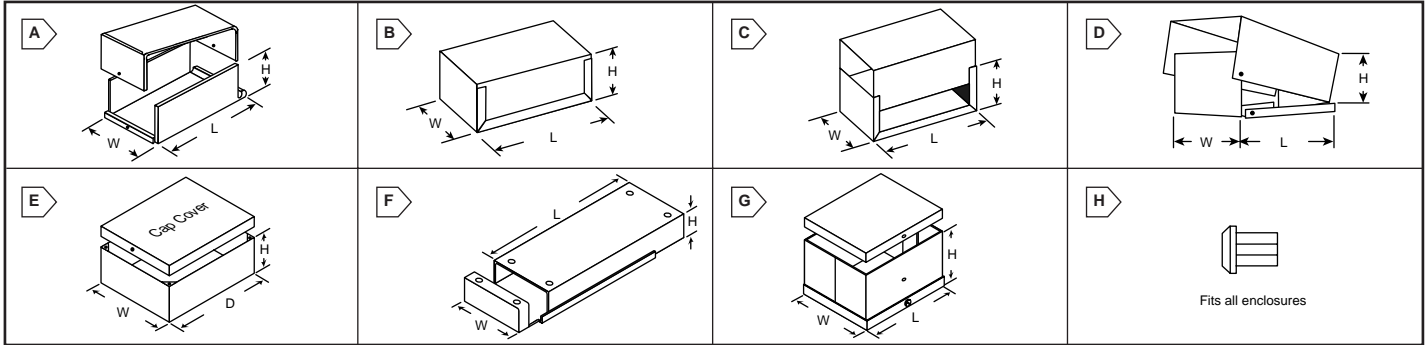
Panels

- Smooth semi-gloss off-white finish. Models up to 14.0" wide are .064" thick aluminum, larger ones are .081" thick (To be used with cases above)

MOUSER STOCK NO.	Fig.	Dimensions (In.)				Price Each			
		L	W	H	A	1	2	15	25
546-1456PH3P-WH	F	8.3	14.0	3.0	1.3	21.78	18.43	17.12	Call For Quote
546-1456PL3P-WH	F	11.3	14.0	3.0	1.3	23.50	19.89	18.47	
546-1456FG4P-WH	F	7.2	6.5	4.0	1.1	13.63	11.53	10.71	
546-1456KK4P-WH	F	10.2	10.0	4.0	1.1	18.86	15.96	14.82	
546-1456PK4P-WH	F	10.2	14.0	4.0	1.1	23.21	19.64	18.24	



Chassis, Boxes, and Enclosures



CHASSIS

Interlocking Boxes

For quantities greater than listed, call for quote.

MOUSER STOCK NO.	Fig.	Box Overall Description	Dimensions (In.)			Price Each	
			L	W	H	1	10
537-M00-P	A		2 1/4	1 1/2	1 3/8	3.14	2.98
537-00Z-P	A		2 5/16	2 1/8	1 3/4	3.49	3.32
537-000-P	A		3 1/4	2 1/8	1 5/8	4.74	4.50
537-00-P	A		4	2 1/8	1 5/8	4.92	4.67
537-101-P	A	<ul style="list-style-type: none"> Interlocking construction Aluminum Rugged, sturdy Painted hammertone gray 	4 1/4	2 1/4	1 1/4	4.92	4.67
537-108-P	A		5	2 1/4	2 1/4	6.89	6.55
537-135-P	A		3 3/4	3	2 1/8	6.89	6.55
537-136-P	A		5 1/4	3	2 1/8	7.95	7.55
537-138-P	A		6 1/4	3 1/2	2 1/8	9.94	9.44
537-139-P	A		5 1/2	3	1 1/4	7.36	6.99
537-141-P	A		6	4	3	12.29	11.68
537-142-P	A		6	4	5	14.92	14.17
537-146-P	A		8	6	4 1/2	21.66	20.58

Tite-Fit Box Chassis

For quantities greater than listed, call for quote.

Painted								
MOUSER STOCK NO.	Fig.	Box Overall Description	Dimensions (In.)			Price Each		
			L	W	H	1	10	
537-TF-772-P	B		3 1/4	2 1/8	1 1/8	4.60	4.37	
537-TF-773-P	B		3 1/2	2 1/8	1 5/8	5.08	4.83	
537-TF-776-P	B	<ul style="list-style-type: none"> Aluminum Uses 4 machine screws Painted-gray color 	4	2	2 3/4	6.24	5.93	
537-TF-779-P	B		5	4	3	9.08	8.63	
537-TF-780-P	B		5 1/4	3	2 1/8	8.01	7.61	
537-TF-781-P	B		6	5	4	12.33	11.71	
537-TF-782-P	B		7	5	3	13.31	12.64	
537-TF-784-P	B		10	6	3 1/2	17.81	16.92	
537-TF-787-P	B		12	7	4	24.54	23.31	
Unpainted Finish								
537-TF-770	B			2 3/4	2 1/8	1 5/8	3.40	3.23
537-TF-772	B			3 1/4	2 1/8	1 1/8	3.40	3.23
537-TF-773	B		3 1/2	2 1/8	1 5/8	3.66	3.48	
537-TF-775	B		4	2 1/4	2 1/4	4.62	4.39	
537-TF-777	B		4 1/4	2 1/4	1 1/2	3.84	3.65	
537-TF-778	B	<ul style="list-style-type: none"> Aluminum Uses 4 machine screws Unpainted 	5	2 1/4	2 1/4	4.96	4.71	
537-TF-779	B		5	4	3	6.92	6.57	
537-TF-780	B		5 1/4	3	2 1/8	5.47	5.20	
537-TF-781	B		6	5	4	9.68	9.20	
537-TF-782	B		7	5	3	9.80	9.31	
537-TF-783	B		8	6	3 1/2	11.92	11.32	
537-TF-784	B		10	6	3 1/2	14.10	13.40	
537-TF-787	B		12	7	4	19.59	18.61	

Jiffy Box Chassis

For quantities greater than listed, call for quote.

MOUSER STOCK NO.	Fig.	Box Overall Description	Dimensions (In.)			Price Each	
			L	W	H	1	10
537-J-870	C		2 3/4	2 1/8	1 5/8	3.40	3.23
537-J-871	C		2 3/4	2 1/8	2 3/4	3.84	3.65
537-J-872	C	<ul style="list-style-type: none"> Unpainted aluminum Push together to close and the catches snap into place. A slight pressure opens the box. Ideal where quick access is required 	3 1/4	2 1/8	1 1/8	3.40	3.23
537-J-873	C		3 1/2	2 1/8	1 5/8	3.66	3.48
537-J-874	C		4	2 1/8	1 5/8	3.84	3.65
537-J-875	C		4	2 1/4	2 1/4	4.62	4.39
537-J-877	C		4 1/4	2 1/4	1 1/2	3.84	3.65
537-J-878	C		5	2 1/4	2 1/4	4.96	4.71
537-J-879	C		5	4	3	6.92	6.57
537-J-880	C		5 1/4	3	2 1/8	5.47	5.20
537-J-881	C		6	5	4	9.68	9.20
537-J-882	C		7	5	3	9.80	9.31
537-J-884	C	10	6	3 1/2	14.10	13.40	

Crown Royal (C-R) Series

For quantities greater than listed, call for quote.

MOUSER STOCK NO.	Fig.	Box Overall Description	Dimensions (In.)			Price Each	
			L	W	H	1	10
537-CR-211	D		2 1/4	1 1/2	1 3/8	5.10	4.85
537-CR-221	D		2 1/4	2 1/8	1 3/4	5.58	5.30
537-CR-321	D		3 1/4	2 1/8	1 5/8	6.64	6.31
537-CR-332	D		3 3/4	3	2 1/8	8.44	8.02
537-CR-400	D		4	2	2 3/4	8.11	7.71
537-CR-421	D	<ul style="list-style-type: none"> Painted aluminum cases Dark blue top Light blue bottom 	4	2 1/8	1 5/8	6.82	6.48
537-CR-422	D		4	2 1/4	2 1/4	7.94	7.54
537-CR-425	D		4 1/4	2 1/4	1 1/4	6.79	6.45
537-CR-442	D		4	4	2	9.23	8.77
537-CR-531	D		5 1/2	3	1 1/4	8.91	8.46
537-CR-532	D		5 1/4	3	2 1/8	9.26	8.80
537-CR-632	D		6 1/4	3 1/2	2 1/8	11.33	10.76
537-CR-643	D		6	4	3	13.79	13.10
537-CR-645	D		6	4	5	16.16	15.35
537-CR-753	D		7	5	3	16.84	16.00
537-CR-800	D	8	3	2 3/4	13.75	13.06	
537-CR-864	D	8	6	4 1/2	22.46	21.34	
537-CR-1042	D	10	4	2 1/5	17.31	16.45	

CAP COVER CHASSIS

- Special welded corners for sturdier chassis
- Manufactured from aircraft aluminum type 3003, H-14
- Finish: plain aluminum
- Cap construction permits all space inside chassis to be utilized.

Chassis (Without Cover)

For quantities greater than listed, call for quote.

MOUSER STOCK NO.	Fig.	Dimensions (In.)			Metal Thickness	Cross Reference BUD	Price Each		
		W	D	H			1	10	25
537-572	E	5	7	2	.040	AC402	10.06	9.56	9.27
537-573	E	5	7	3	.040	AC429	11.12	10.56	10.24
537-5103	E	5	10	3	.040	AC404	13.12	12.46	12.09
537-772	E	7	7	2	.040	AC405	9.91	9.41	9.13
537-792	E	7	9	2	.040	AC406	11.14	10.58	10.27
537-7123	E	7	12	3	.040	AC408	15.45	14.68	14.24
537-842	E	8	4	2	.040	AC1406	8.74	8.30	8.05
537-8103	E	8	10	3	.040	- - - -	15.01	14.26	13.83
537-8123	E	8	12	3	.040	AC424	16.63	15.80	15.33
537-8173	E	8	17	3	.040	AC412	22.77	21.63	20.98
537-10123	E	10	12	3	.040	AC413	17.99	17.09	16.58
537-10173	E	10	17	3	.050	AC416	26.58	25.25	24.49
537-12173	E	12	17	3	.050	AC418	28.32	26.90	26.09
537-13173	E	13	17	3	.050	AC420	29.93	28.43	27.58

Chassis Cap Covers

For quantities greater than listed, call for quote.

MOUSER STOCK NO.	Fig.	Fits Chassis	Size (In.)	Price Each		
				1	10	25
537-572C	E	537-572 and 537-573	5 x 7	3.52	3.34	3.24
537-5103C	E	537-5103	5 x 10	4.29	4.08	3.96
537-772C	E	537-772	7 x 7	4.55	4.32	4.19
537-792C	E	537-792	7 x 9	6.12	5.81	5.64
537-7123C	E	537-7123	7 x 12	6.91	6.56	6.36
537-842C	E	537-842	8 x 4	3.52	3.34	3.24
537-8103C	E	537-8103	8 x 10	6.86	6.52	6.32
537-8123C	E	537-8123	8 x 12	7.62	7.24	7.02
537-8173C	E	537-8173	8 x 17	9.12	8.66	8.40
537-10123C	E	537-10123	10 x 12	8.25	7.84	7.60
537-10173C	E	537-10173	10 x 17	14.20	13.49	13.09
537-12173C	E	537-12173	12 x 17	15.75	14.96	14.51
537-13173C	E	537-13173	13 x 17	18.06	17.16	16.65

SLIDE COVER (OR DUST COVER) BOXES

- Finish: plain aluminum
- .050 aluminum used

MOUSER STOCK NO.	Fig.	Dimensions (In.)			Price Each		
		L	W	H	1	10	25
537-16	F	13	3 1/8	2 5/8	20.34	19.32	Call For Quote
537-17	F	13	4 1/8	2 5/8	21.42	20.35	
537-18	F	13	5 1/4	2 5/8	24.17	22.96	
537-19	F	17	3 1/8	2 5/8	22.73	21.59	

ENCLOSURES

Utility Boxes

- Finish: plain aluminum
- Manufactured from aircraft aluminum type 3003-H 14

MOUSER STOCK NO.	Fig.	Dimensions (In.)			Aluminum Gauge	Price Each		
		L	W	H		1	10	25
537-UC-970	G	4	4	2	.040	9.45	8.98	Call For Quote
537-UC-971	G	5	4	3	.040	10.42	9.90	
537-UC-972	G	6	5	4	.040	13.62	12.94	
537-UC-973	G	6	6	6	.040	16.68	15.85	
537-UC-973A	G	6	6	3	.040	13.71	13.03	
537-UC-974	G	7	5	3	.040	13.75	13.06	
537-UC-975	G	9	6	5	.050	22.39	21.27	
537-UC-976	G	10	8	7	.050	32.59	30.96	
537-UC-977	G	12	7	6	.050	31.33	29.76	
537-UC-978	G	10	10	8	.050	41.01	38.96	
537-UC-979	G	12	11	8	.050	49.64	47.16	
537-UC-980	G	15	9	7	.050	49.35	46.88	

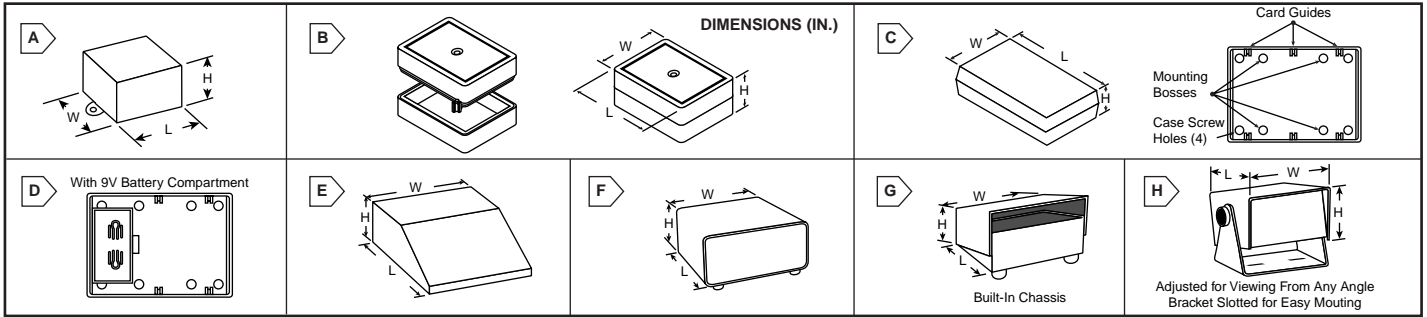
Non-Skid Foot (Black)

Note: Four (4) required for each box (plugs into screw holes)

MOUSER STOCK NO.	Fig.	Description	Price Each
537-F2	H	Black elastomer non-skid feet; fits all enclosures	.15



Enclosures, Consoles, and Cabinets



ENCLOSURES

Drawn Miniature Boxes - Unplated

For quantities greater than listed, call for quote.

MOUSER STOCK NO.	Fig.	Description	Dimensions (In.)			Price Each	
			L	W	H	1	10
537-M01	A	• Cold rolled steel • Removable mounting ears for subminiature assembly • Plain finish (unplated)	1 1/8	1	15/16	1.28	1.22
537-M10	A		1 3/4	1 1/4	7/8	1.28	1.22
537-M15	A		2	1 3/4	1/2	1.28	1.22
537-M16	A		2	1 3/4	3/4	1.28	1.22
537-M17	A		2	1 3/4	1	1.28	1.22
537-M018	A	2	2	1 1/4	1.28	1.22	

Lids (Match Lid Number To Box Number)

For quantities greater than listed, call for quote.

MOUSER STOCK NO.	Fig.	Description	Dimensions (In.)			Price Each	
			L	W	H	1	10
537-M01-L	A	• Designed to be soldered into place during assembly • Plain finish (unplated)	1 1/8	1	-----	.88	.84
537-M10-L	A		1 3/4	1 1/4	-----	.88	.84
537-M15-L	A		2	1 3/4	-----	.88	.84
537-M16-L	A		2	1 3/4	-----	.88	.84
537-M17-L	A		2	1 3/4	-----	.88	.84
537-M018-L	A	2	2	-----	.88	.84	

Drawn Miniature Boxes - Cadmium Plated

For quantities greater than listed, call for quote.

MOUSER STOCK NO.	Fig.	Description	Dimensions (In.)			Price Each	
			L	W	H	1	10
537-M01-PLTD	A	• Cold rolled steel • Removable mounting ears • Cadmium plated	1 1/8	1	15/16	2.22	2.11
537-M06-PLTD	A		1 1/2	1 1/8	3/4	2.22	2.11
537-M10-PLTD	A		1 3/4	1 1/4	7/8	2.22	2.11
537-M11-PLTD	A		2	1 1/4	3/4	2.22	2.11
537-M12-PLTD	A		2	1 1/4	1	2.22	2.11
537-M15-PLTD	A	2	1 3/4	1/2	2.22	2.11	
537-M16-PLTD	A	2	1 3/4	3/4	2.22	2.11	
537-M17-PLTD	A	2	1 3/4	1	2.22	2.11	
537-M018-PLTD	A	2	2	1 1/4	2.22	2.11	
537-M21-PLTD	A	† Do not have mounting ear	2 1/2	2	1 1/4	2.22	2.11
537-M23-PLTD	A		3 7/8	2 3/8	7/8	2.22	2.11
537-M24-PLTD	A		2	1 3/4	3/4	2.22	2.11
537-M25-PLTD	A		3 1/16	3 1/16	2 5/8	5.39	5.12
537-M26-PLTD	A		4 5/8	2 3/8	2 1/4	5.39	5.12
537-M27-PLTD	A		4 3/4	3	1 3/4	5.39	5.12

Lids For Miniature Boxes

For quantities greater than listed, call for quote.

MOUSER STOCK NO.	Fig.	Description	Dimensions (In.)			Price Each	
			L	W	H	1	10
537-M01-L-PLTD	A	Fits box 537-M01-PLTD	1 1/8	1	---	1.34	1.27
537-M06-L-PLTD	A	Fits box 537-M06-PLTD	1 1/2	1 1/8	---	1.34	1.27
537-M10-L-PLTD	A	Fits box 537-M10-PLTD	1 3/4	1 1/4	---	1.34	1.27
537-M11-L-PLTD	A	Fits box 537-M11-PLTD	2	1 1/4	---	1.34	1.27
537-M12-L-PLTD	A	Fits box 537-M12-PLTD	2	1 1/4	---	1.34	1.27
537-M15-L-PLTD	A	Fits box 537-M15-PLTD	2	1 3/4	---	1.34	1.27
537-M16-L-PLTD	A	Fits box 537-M16-PLTD	2	1 3/4	---	1.34	1.27
537-M17-L-PLTD	A	Fits box 537-M17-PLTD	2	1 3/4	---	1.34	1.27
537-M018-L-PLTD	A	Fits box 537-M018-PLTD	2	2	---	1.34	1.27
537-M21-L-PLTD	A	Fits box 537-M21-PLTD	2 1/2	2	---	1.34	1.27
537-M23-L-PLTD	A	Fits box 537-M23-PLTD	3 7/8	2 3/8	---	1.34	1.27
537-M24-L-PLTD	A	Fits box 537-M24-PLTD	2	1 3/4	---	1.34	1.27
537-M25-L-PLTD	A	Fits box 537-M25-PLTD	3 1/16	3 1/16	---	2.59	2.46
537-M26-L-PLTD	A	Fits box 537-M26-PLTD	4 5/8	2 3/8	---	2.59	2.46
537-M27-L-PLTD	A	Fits box 537-M27-PLTD	4 3/4	3	---	2.59	2.46

HIGH-IMPACT ABS ENCLOSURES

To order add applicable suffix for desired color to Mouser Stock No.

Color Code Chart

Color	Black	Red	Blue	Gray	Almond
Suffix	BK	RD	BU	GY	AL

Miniature Enclosures

- Extra small size
- Screw included

- Available in Black: BK, Gray: GY, Almond: AL
- Scratch resistant finish
- High impact ABS plastic

MOUSER STOCK NO.	Fig.	Dimensions (In.)			Price Each		
		L	W	H	1	10	25
537-300-___	B	2.125	1.375	.580	3.82	3.63	3.43
537-301-___	B	2.263	1.613	.753	3.82	3.63	3.43
537-302-___	B	2.40	1.850	.925	3.82	3.63	3.43

Standard Enclosures

- Scratch resistant grain finish
- Card guides for vertical mounting of circuit boards
- 9 volt battery compartment option
- Colors: red, blue, black, gray, and almond
- Internal mounting bosses for horizontal circuit boards

Specify color when ordering, see color chart. Note: all dimensions are outside dimensions

MOUSER STOCK NO.	Fig.	Dimensions (In.)			Vertical Card Pos.	Mtg. Bosses	Price Each			
		L	W	H			1	10	25	50
537-400-I-___	C	3.60	2.25	.995	---	---	4.96	4.71	4.46	Call For Quote
537-401-___	C	3.60	2.25	1.50	2	4	4.88	4.64	4.39	
537-402-___	C	4.38	3.25	1.50	3	4	6.52	6.19	5.87	
537-403-___	C	5.62	3.25	1.50	4	4	8.39	7.97	7.55	

HIGH-IMPACT ABS ENCLOSURES (Cont.)

Standard Enclosures (Cont.)

To order add applicable suffix for desired color to Mouser Stock No.

Color Code Chart

Color	Black	Red	Blue	Gray	Almond
Suffix	BK	RD	BU	GY	AL

Specify color when ordering, see color chart.

Note: all dimensions are outside dimensions

MOUSER STOCK NO.	Fig.	Dimensions (In.)			Vertical Card Pos.	Mtg. Bosses	Price Each			
		L	W	H			1	10	25	50
537-404-___	C	6.87	4.87	1.50	5	8	8.66	8.23	7.79	Call For Quote
537-408-___	C	6.87	4.87	2.0	5	8	10.77	10.23	9.69	
537-410-___	C	4.38	3.25	2.50	3	4	7.38	7.01	6.64	
537-411-___	C	5.62	3.25	2.50	4	4	9.75	9.26	8.78	
537-412-___	C	6.87	4.87	2.50	5	8	11.32	10.75	10.19	
537-413-___	C	9.50	6.34	1.50	---	---	16.08	15.28	14.47	
537-501-___	D	4.11	2.61	1.50	1	4	5.39	5.12	4.85	
537-502-___	D	4.38	3.25	1.50	3	4	7.74	7.35	6.97	
537-503-___	D	5.62	3.25	1.50	3	4	9.60	9.12	8.64	

* Available only in BK, GY, and AL.

ALUMINUM MODULAR DESKTOP CONSOLES

- .050" aluminum (.063" for 3 largest sizes)

- Furnished with four white pressure sensitive rubber feet

Unpainted

* The length of the flat top is 1/2 of the total length.

MOUSER STOCK NO.	Fig.	Dimensions (In.)			Price Each		
		* L	W	H	1	10	25
537-MDC321-01	E	3	2	1 1/2	4.70	4.47	Call For Quote
537-MDC432-01	E	4	3	2	6.30	5.99	
537-MDC532-01	E	5	3	2	7.27	6.91	
537-MDC642-01	E	6	4	2 1/4	8.69	8.26	
537-MDC752-01	E	7	5	2 1/2	10.01	9.51	
537-MDC862-01	E	8	6	2 3/4	13.15	12.49	
537-MDC973-01	E	9	7	3	13.16	11.84	
537-MDC1042-01	E	10	4 1/2	2 1/2	12.98	12.33	
537-MDC1183-01	E	11	8	3 1/2	21.66	20.58	
537-MDC13104-01	E	13	10	4	29.39	27.92	
537-MDC15155-01	E	15	15	4 1/2	47.93	45.53	

Painted Beige / Ivory

MOUSER STOCK NO.	Fig.	Dimensions (In.)			Price Each		
		L	W	H	1	10	25
537-MDC321-BI	E	3	2	1 1/2	7.29	6.93	Call For Quote
537-MDC432-BI	E	4	3	2	9.85	9.36	
537-MDC532-BI	E	5	3	2	10.99	10.44	
537-MDC642-BI	E	6	4	2 1/4	13.07	12.42	
537-MDC752-BI	E	7	5	2 1/2	14.59	13.86	
537-MDC862-BI	E	8	6	2 3/4	18.65	17.72	
537-MDC973-BI	E	9	7	3	18.92	17.03	
537-MDC1042-BI	E	10	4 1/2	2 1/2	19.28	18.32	
537-MDC1183-BI	E	11	8	3 1/2	28.06	26.66	
537-MDC13104-BI	E	13	10	4	36.94	35.09	
537-MDC15155-BI	E	15	15	4 1/2	58.67	55.74	

ALUMINUM CABINETS

Perforated Cabinets

- Contoured
- Recessed front panel
- Aluminum
- Painted: Gray body, dark gray front

* Hinged Top

MOUSER STOCK NO.	Fig.	Dimensions (In.)			Price Each		
		L	W	H	1	10	25
537-CO-2-P	F	10	12	6 1/2	100.38	95.36	Call For Quote
537-CO-3-P	F	7 1/4	5 1/2	3 1/8	35.53	33.75	
537-CO-7-P	F	11	8	7	67.46	64.09	

(M-E) Series

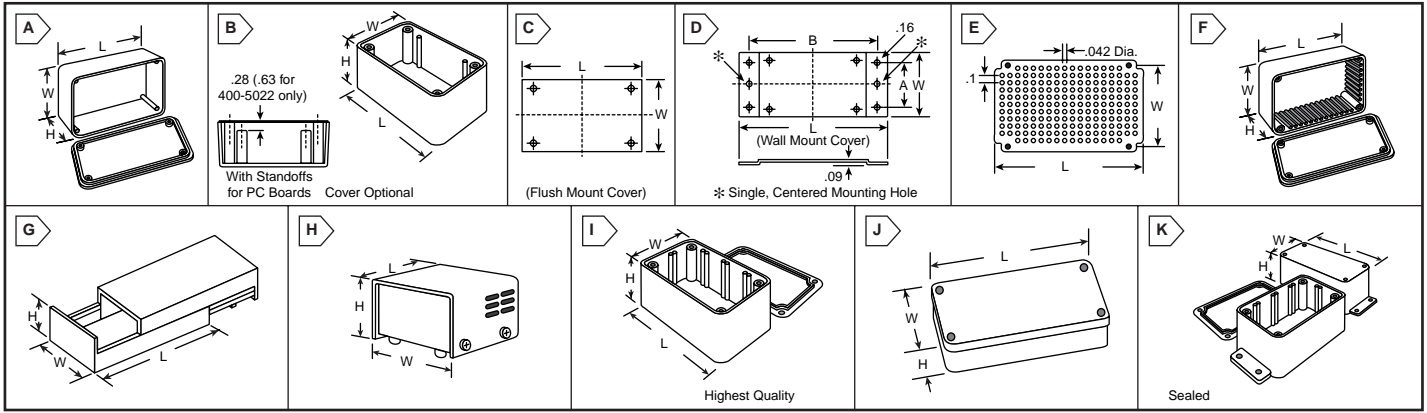
- Black hooded cover
- White body with rubber bumpers

MOUSER STOCK NO.	Fig.	Dimensions (In.)			Price Each		
		L	W	H	1	10	25
537-ME-462-P	G	4	6	2 1/2	27.46	26.09	Call For Quote
537-ME-583-P	G	5	8	3	35.12	33.36	
537-ME-7114-P	G	7	11	4	46.15	43.84	

Adjusta-Box

- Aluminum
- Felt feet to prevent marring
- Brackets finished in light gray

MOUSER STOCK NO.	Fig.	Dimensions (In.)			Color		Price Each		
		L	W	H	Case	Grille	1	10	25
537-SW453-BG	H	4	5	3	Blue	Gold	26.90	25.56	Call
537-SW463-BG	H	4	6	3	Beige	Gold	28.22	26.81	



CASES AND ACCESSORIES

Plastic Project Boxes with Lids

- Molded ABS plastic
 - PCB guides (400-1561 and 400-1571 only)
 - Height is with lid on
- (Dimensions are outside dimensions.) For quantities greater than listed, call for quote.

MOUSER STOCK NO.	Fig.	Dimension (In.)			Color	Price Each			
		L	W	H		1	10	50	100
400-1541	A	3	2	1	Black	2.90	1.74	1.60	1.45
400-1551	A	4 3/8	2 1/4	7/8	Black	3.30	1.98	1.82	1.65
400-1561	A	4	3	1 5/8	Black	3.95	2.37	2.17	1.98
400-1571	A	5 7/8	3 7/8	2 1/4	Black	6.75	4.05	3.71	3.38

High-Impact Polystyrene

- Two styles of lids are available: flush mount and wall mount
 - Covers and custom PC boards must be ordered separately
- † Designed with only two standoffs for PC boards. All others have four. For quantities greater than listed, call for quote.

MOUSER STOCK NO.	Fig.	Dimension (In.)			Color	Price Each			
		L	W	H		1	10	25	50
400-5022	B	2.00	1.40	1.00	Black	2.20	1.83	1.66	1.51
400-5032	B	2.70	1.71	1.18	Black	2.48	2.07	1.88	1.71
400-5043	B	3.29	2.11	1.38	Black	2.84	2.37	2.15	1.95
400-5053	B	4.19	2.74	1.57	Black	3.73	3.11	2.83	2.57
400-5064	B	5.30	3.33	1.57	Black	4.82	4.02	3.65	3.32
400-5074	B	6.90	4.30	1.60	Black	6.43	5.36	4.87	4.43
400-5084	B	7.70	5.10	2.00	Black	8.06	6.72	6.11	5.55

Aluminum Covers (Unpainted)

- Peel off protective plastic skin
 - Includes hardware
- For quantities greater than listed, call for quote.

MOUSER STOCK NO.	Fig.	Dimension (In.)				Fits Cases	Price Each			
		L	W	A	B		1	10	25	50
400-7022	C	1.89	1.30	---	---	400-5022	1.85	1.54	1.40	1.27
400-7032	C	2.56	1.57	---	---	400-5032	1.79	1.49	1.35	1.23
400-7043	C	3.15	1.97	---	---	400-5043	2.23	1.86	1.69	1.54
400-7053	C	4.02	2.56	---	---	400-5053	2.63	2.19	1.99	1.81
400-7064	C	5.12	3.15	---	---	400-5064	3.38	2.82	2.56	2.33
400-7074	C	6.96	4.13	---	---	400-5074	6.11	5.09	4.63	4.21
400-7084	C	7.78	4.92	---	---	400-5084	7.30	6.08	5.53	5.03
400-8043	D	4.41	1.97	1.34	3.90	400-5043	3.18	2.65	2.41	2.19
400-8053	D	5.43	2.56	1.77	4.80	400-5053	3.67	3.06	2.78	2.53
400-8064	D	6.70	3.15	2.20	6.06	400-5064	4.92	4.10	3.73	3.39

PRE-PUNCHED COPPER CLAD PC BOARDS

Features:

- .042" diameter holes with 0.1" spacing between holes
 - Copper clad - one side
 - Pre-patterned "pad-per-hole" design
- For quantities greater than listed, call for quote.

MOUSER STOCK NO.	Fig.	Dimensions (In.)		Fits Cases	Price Each			
		L	W		1	10	25	50
400-9032	E	2.44	1.46	400-5032 and 400-6032	2.89	2.41	2.19	1.99
400-9043	E	3.03	1.85	400-5043 and 400-6043	3.86	3.22	2.93	2.66
400-9053	E	3.86	2.40	400-5053 and 400-6053	5.06	4.22	3.84	3.49
400-9064	E	4.96	2.99	400-5064 and 400-6064	7.00	5.83	5.30	4.82

MOLDED ABS PLASTIC CASES

- Molded ABS plastic, .10" thick
- Temperature rated at -20°C to +85°C
- Interlocking flanged cover with four screws
- PCB guides
- Add .10" to dimension "H" with lid on

MOUSER STOCK NO.	Fig.	Dimension (In.)			Color	Price Each			
		L	W	H		1	10	50	100
400-1542	F	4.1	2.2	1.7	Gray	3.70	3.37	3.06	
400-1552	F	5.1	2.5	1.7	Gray	4.66	4.02	3.71	Call For Quote
400-1562	F	5.9	3.5	2.2	Gray	5.46	4.68	4.46	
400-1572	F	7.3	4.5	2.5	Gray	7.93	6.80	6.47	

With Sliding Lids

- Interlocking two-piece design
- Accepts PC board and 9V battery
- Easy access for do-it-yourself kits

MOUSER STOCK NO.	Fig.	Dimension (In.)			Color	Price Each			
		L	W	H		1	10	25	50
400-4048	G	4.7	3.1	1.1	Black	8.04	6.70	6.09	Call
400-4049	G	5.9	4.1	1.1	Black	9.85	8.21	7.46	

INSTRUMENT CASES

- Black 18 gauge hammertone steel cover fits over a painted gray aluminum base

MOUSER STOCK NO.	Fig.	Dimensions (In.)			Price Each			
		Length	Width	Height	1	10	50	100
40UB101	H	4	3 1/4	2 3/16	7.35	6.12	5.57	Call
40UB102	H	5 7/8	4	2 3/8	9.35	7.80	7.10	For Quote
40UB103	H	5 7/8	5 1/4	3	10.32	8.60	7.81	

DIECAST ALUMINUM CASES

Without PCB Guides

- Natural aluminum (unpainted)
- Excellent RF shielding
- Interlocking cover, with countersunk screws

MOUSER STOCK NO.	Fig.	Dimension (In.)			Wall Thickness	Price Each			
		L	W	H		1	10	50	100
400-4590	A	3.5	1.4	1.2	.063	6.75	5.65	5.35	
400-4591	A	4.5	2.5	1.2	.063	7.35	6.15	5.90	
400-4587	A	4.5	2.5	2.2	.063	8.35	7.52	6.84	
400-4592	A	4.5	3.5	2.2	.063	11.12	9.29	8.85	Call For Quote
400-4593	A	6.8	4.7	2.2	.075	17.84	14.90	14.18	
400-4594	A	6.8	4.7	4.2	.075	19.95	16.70	15.90	
400-4588	A	8.7	5.7	2.2	.075	22.13	20.12	18.29	
400-4589	A	8.7	5.7	4.2	.075	30.29	27.53	25.03	

With PCB Guides

- Natural aluminum (unpainted)
- Excellent RF shielding
- Interlocking flanged cover, with countersunk screws

MOUSER STOCK NO.	Fig.	L	W	H	Wall Thickness	Price Each			
						1	10	25	50
400-4585	I	2.4	2.2	1.2	.063	6.96	6.33	5.76	
400-4586	I	3.1	2.2	1.0	.063	8.23	7.48	6.80	
400-4595	I	4.7	4.0	1.4	.083	21.99	19.99	18.21	Call For Quote
400-4596	I	5.5	4.0	3.0	.075	26.53	24.11	21.92	
400-4597	I	6.5	5.0	3.0	.075	31.08	28.26	25.69	
400-4598	I	10.8	6.9	2.2	.075	47.73	43.39	39.45	
400-4599	I	9.8	9.8	3.9	.098	58.35	53.02	48.20	

Sealed Cases (Without PCB guides)

- Natural aluminum (unpainted)
- Rubber extruded seal incorporated into edge of the case
- Provides extra protection against dust, moisture, ozone, acids, and alkalis
- Suitable for service from -40°C to +120°C
- Without PCB guides
- Interlocking flanged cover with countersunk screws

MOUSER STOCK NO.	Fig.	L	W	H	Wall Thickness	Price Each			
						1	10	25	50
400-4550	J	3.5	1.4	1.2	.063	14.50	13.18	11.98	
400-4551	J	4.5	2.5	1.2	.063	15.83	14.39	13.08	
400-4552	J	4.5	2.5	2.2	.063	19.05	17.32	15.75	
400-4553	J	4.5	3.5	2.2	.063	16.90	15.37	13.97	Call For Quote
400-4554	J	6.8	4.7	2.2	.075	25.51	23.19	21.08	
400-4555	J	6.8	4.7	4.2	.075	32.35	29.41	26.73	
400-4556	J	8.8	5.7	2.2	.075	33.62	30.56	27.78	
400-4557	J	8.8	5.7	4.2	.075	41.97	38.16	34.69	

Black Nylon Coated (Without PCB Guides)

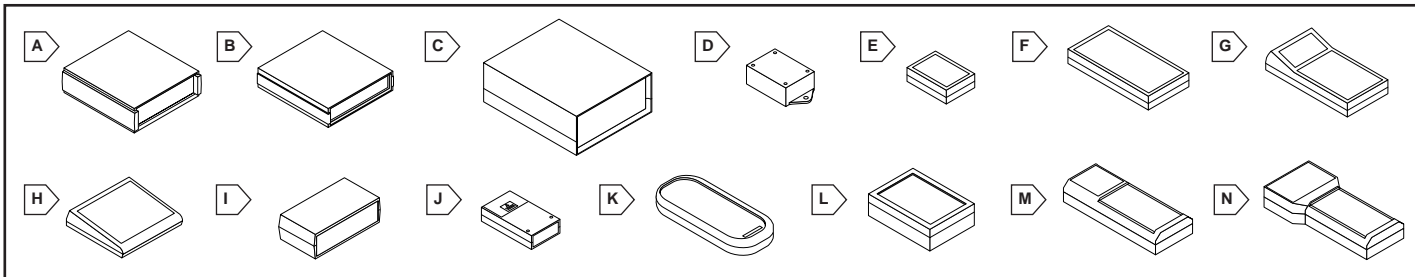
- Nylon coating (75-100 microns thick) provides an added degree of protection against corrosion
- Can be drilled or machined without effecting the finish
- No PCB guides
- Extra hard surface
- Color: Gray, blue, yellow, and brown, also available (on special order basis). Call your customer service representative for more information.

MOUSER STOCK NO.	Fig.	L	W	H	Wall Thickness	Price Each			
						1	10	25	50
400-4620	A	3.5	1.4	1.2	.063	16.52	15.02	13.66	
400-4621	A	4.5	2.5	1.2	.063	18.60	16.91	15.37	
400-4622	A	4.5	3.5	2.2	.063	23.61	21.47	19.51	
400-4623	A	4.5	2.5	2.2	.063	20.76	18.88	17.16	Call For Quote
400-4624	A	6.8	4.7	2.2	.075	31.91	29.00	26.37	
400-4625	A	6.8	4.7	4.2	.075	40.83	37.12	33.75	
400-4626	A	8.8	5.7	2.2	.075	41.34	37.58	34.16	
400-4627	A	8.8	5.7	4.2	.075	50.71	46.10	41.91	

With Mounting Flanges and PCB Guides

- Excellent RF shielding
- Moisture proof, dust proof
- Natural aluminum (unpainted)
- Interlocking flanged cover with countersunk screws
- * Due to size, 400-4600 flange has only 1 screw mounting hole.

MOUSER STOCK NO.	Fig.	L	W	H	Wall Thickness	Price Each			
						1	10	25	50
400-4600	K	3.5	1.4	1.2	.063	18.04	16.40	14.91	
400-4601	K	4.5	2.5	1.2	.063	19.99	18.17	16.52	
400-4602	K	4.5	2.5	2.2	.063	22.55	20.50	18.64	
400-4603	K	4.5	3.5	2.2	.063	23.87	21.70	19.73	Call For Quote
400-4604	K	6.8	4.8	2.2	.075	33.61	30.56	27.78	
400-4605	K	6.5	5.0	3.0	.075	37.45	34.00	30.92	
400-4606	K	8.8	5.8	2.2	.075	38.68	35.16	31.97	
400-4607	K	6.8	4.8	4.2	.075	41.95	38.15	34.65	



ELECTRONIC ENCLOSURE KITS

- Features: Medium impact, ABS molding 1/8" thick; Provides built in mounting features; Includes all necessary component parts and assembly hardware to build a prototype unit

C and CL Series

- Features: The C, CL, and CLLP enclosures are modular units with expandable sides; There are handles and bail variations for each basic case

Table with columns: MOUSER STOCK NO., Fig., PacTec Model No., Dimensions (In.) (L, W, H), Price Each (1, 25, 50)

CF Series

- Features: Best suitable for 76 sq. in. PCB applications; Offers options which include bail tilt stands and a standard venting pattern; Extra height expanders, which provide a further .125", are also available

Table with columns: MOUSER STOCK NO., Fig., PacTec Model No., Dimensions (In.) (L, W, H), Price Each (1, 25, 50)

CM and DM Series

- Features (CM Series): Suitable for PCB areas 20 sq. to 50 sq.; Various basic models; Additional options include bail stand, expander strips, and standard venting
- Features (DM Series): Larger-size enclosure offers high style and flexibility for a wide variety of desktop or benchtop equipment; Handles and tilt balls are available

Table with columns: MOUSER STOCK NO., Fig., PacTec Model No., Dimensions (In.) (L, W, H), Price Each (1, 25, 50)

FLXT Series

- Features: Includes molded bottom cover, 2 mounting tabs, and a .062 plastic panel

Table with columns: MOUSER STOCK NO., Fig., PacTec Model No., Dimensions (In.) (L, W, H), Price Each (1, 25, 50)

HM and JM Series

- Features: Many popular versatile sizes and versions; Covers and panels can be inexpensively molded or modified to your specifications; Ideal for applications in the 2 sq. to 12 sq.
- Additional options include belt clip, connector cutouts, membrane switches, and overlays
- SP (SwitchPac) kits include enclosure, standard membrane switch, and polyester overlay

Table with columns: MOUSER STOCK NO., Fig., PacTec Model No., Dimensions (In.) (L, W, H), Price Each (1, 25, 50)

ELECTRONIC ENCLOSURE KITS (Cont.)

HP/HPL and HPS/HPLS Series

- Features (HP/HPL Series): For applications requiring 20 sq. to 30 sq. PCB; Additional options include height expanders and belt clips; SP (SwitchPac) kits include enclosure, standard membrane switch, and polyester overlay
- Features (HPS/HPLS Series): For applications requiring 20.7 sq. to 60 sq. PCB; Additional options include height expanders, display panel bezels, belt clips, and wrist straps. Display panel included

Table with columns: MOUSER STOCK NO., Fig., PacTec Model No., Dimensions (In.) (L, W, H), Price Each (1, 25, 50)

KE and KEU Series

- Suited to desktop and benchtop applications of all sorts; Newly designed "LP" versions have molded in, recessed keyboard panel and a matching color I/O panel

Table with columns: MOUSER STOCK NO., Fig., PacTec Model No., Dimensions (In.) (L, W, H), Price Each (1, 25, 50)

LH Series

- Flush panels, rounded corners, slightly radiused sides, and light texture for long-lived attractive appearance

Table with columns: MOUSER STOCK NO., Fig., PacTec Model No., Dimensions (In.) (L, W, H), Price Each (1, 25, 50)

RC Series and WM Series

- Features (RC Series): Two unique handheld enclosure designs, with a low-profile appearance and ruby infrared lens
- Features (WM Series): Vertical and horizontal wall-mountable housing with a display area

Table with columns: MOUSER STOCK NO., Fig., PacTec Model No., Dimensions (In.) (L, W, H), Price Each (1, 25, 50)

T Series

- Ideal for meters, test equipment, and other hand-held instruments.

Table with columns: MOUSER STOCK NO., Fig., PacTec Model No., Dimensions (In.) (L, W, H), Price Each (1, 25, 50)

PCI DEVELOPERS KITS AND PCMCIA PROTOTYPE KITS

4624-10 PCI Developer's Kit

- Provides prototype space and additional boards and accessories for circuit layout
- Compliant with PCI Spec 2.1 providing Busmastering functions
- Chip and kit documentation included
- Kit Contents: 2 PC boards that plug into PCI board, PCI prototype board with AMCC Matchmaker bus controller chip with provisions for flash memory and memory for software use, ISA "Loopback" PC card for interface with same or other PC, test and development software, chip and kit documentation (schematics and circuit layout drawings) and quick reference guide

574-4624-10 \$495.00

4624-8 PCI Prototype Board for Circuit Development

- Full size PCI card allowing expanded space for circuit layout
- Compatible with Power PC Macintosh and PC formats
- AMCC Matchmaker bus controller chip installed and tested on PCI card
- Software and documentation provided

574-4624-8 \$295.00

4624-3 PCI Prototype Board for Universal Development

- Multilayer board with pad per hole pattern with power and ground accessible throughout board
- Designed for use in 5 volt or 3.3 volt applications
- Designed for use with Vector prototype accessories
- Instructions included

574-4624-3 \$135.34

3690-34-3V PCI Test Extender

- 32 bit or 64 bit test extender card for 3.3 volts
- Each signal line provided with test point
- Assembled and tested
- Instructions included

3690-34-5V PCI Test Extender

- 32 bit or 64 bit test extender card for 5 volts
- Each signal line provided with test point
- Assembled and tested
- Instructions included

574-3690-34-3V \$225.00
574-3690-34-5V \$225.00

4625-3 PCMCIA Prototype Board Kit

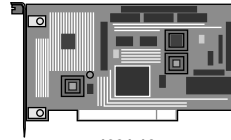
- Large area 10.6" x 7" prototype board
- FR4 epoxy glass board
- 0.1" grid pattern with pad per hole, surrounded by ground and power planes on both sides of board
- Kit Contents: PCMCIA adaptor, 10.6" x 7" prototype board

574-4625-3 \$125.00

3690-35 PCMCIA Test Extender

- Designed for Type I and Type II use
- 64 pin connect or with numbering
- Multilayer construction
- Signal lines provided with test points
- Assembled and tested

574-3690-35 \$135.00




4624-10



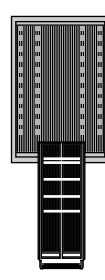
3690-34-3V, 3690-34-5V



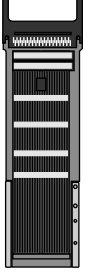
4624-8



4624-3



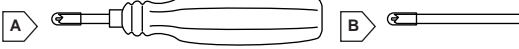
4625-3



3690-35

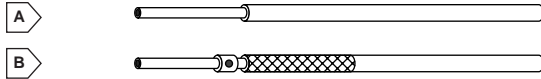
PAD CUTTER

Pad cutters provide an effective method for creating isolated solder pads around holes in copper clad boards. Pilot pin enters hole and rotated, creating a clearance area around solder pad.



MOUSER STOCK NO.	Fig.	Description	Price Each
574-P138A	A	With handle, for pattern P, .042" holes	20.90
574-P138C	B	Shank only, without handle, for use in power drills	17.11

WIRE-WRAP TOOLS

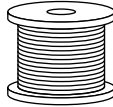


MOUSER STOCK NO.	Fig.	Description	Price Each
574-P160-1B	A	Manual unwrap tool for 26AWG - 30AWG wire	60.59
574-P160-2B	B	Manual wrapping tool for 26AWG - 30AWG wire	41.97

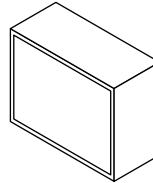
TEFZEL INSULATED SILVER PLATED WIRE

This wire is designed to be used with wire wrap terminals. Spool diameter is 1 inch.

MOUSER STOCK NO.	AWG	Color	Ft. Per Spool	Spools Per Pkg.	Price Per Pkg.
574-W28-6A	28	Green	50	2	16.12
574-W28-6B	28	Red	50	2	16.12
574-W28-6D	28	Blue	50	2	15.28
574-W28-6E	28	White	50	2	16.31
574-W28-6F	28	Yellow	50	2	15.28
574-W28-6H	28	Black	50	2	16.55



MULTI-MOD CASE



Versatile multi-mod case is ideal for small case packaging of testers, controllers, and other instruments. Brushed aluminum construction provides excellent RF attenuation. Extruded, two piece frame assemblies quickly with self tapping screws. Fits standard .062" cards.

MOUSER STOCK NO.	Dimensions (In.)			Card Size (In.)	Price Each
	H	W	L		
574-W20-66-46B	4.61	2.00	6.61	6.50 x 4.50	24.55

PINS, TERMINALS, SOLDER EYELETS, AND BUS STRIPS

Mini-Klip™ Push-In Terminals

DIMENSIONS (IN.)

MOUSER STOCK NO.	Fig.	Description	Package Quantity	Price Each
574-T28/M	A	Push-in terminal for .062" holes	1000	36.50
574-T42-1/C	B	Push-in terminal for .042" holes	100	5.32
574-T42-1/M	B	Push-in terminal for .042" holes	1000	38.10
574-K24A/M	C	Pin .650" (L) for .042" hole, gold plated	1000	89.34
574-K24C/M	C	Pin .650" (L) for .042" hole, tin plated	1000	49.14
574-K30C/M	D	Pin .550" (L) for .042" hole	1000	31.05
574-K31C/M	D	Pin .375" (L) for .042" hole, tin plated	1000	34.76
574-K32/C	E	J pin terminal for .042" holes	100	12.93

.025" Square Post Wire-Wrap Terminals

574-T44/C	F	Bifurcated with 2 pronged receptacle for wires or leads	100	6.34
574-T44/M	F	Bifurcated with 2 pronged receptacle for wires or leads	000	38.10
574-T46-2-9/M	G	Press in terminal for .042" hole; A=.36", B=.42"	1000	66.06
574-T46-3-9/C	G	Press in terminal for .042" hole; A=.46", B=.60"	100	9.47
574-T46-3-9/M	G	Press in terminal for .042" hole; A=.46", B=.60"	1000	71.83
574-T46-4-9/C	G	Press in terminal for .042" hole; A=.04", B=.42"	100	6.46
574-T46-4-9/M	G	Press in terminal for .042" hole; A=.04", B=.42"	1000	48.52
574-T46-5-9/C	G	Press in terminal for .042" hole; A=.28", B=.60"	100	7.97
574-T46-5-9/M	G	Press in terminal for .042" hole; A=.28", B=.60"	1000	65.37
574-T49/C	H	Trifurcated with 3 pronged receptacle for wires or leads	100	11.64
574-T49/M	H	Trifurcated with 3 pronged receptacle for wires or leads	1000	102.76
574-T68/C	I	Bifurcated mini-wrap terminal length .80	100	6.12
574-T68/M	I	Bifurcated mini-wrap terminal length .80	1000	32.59
574-T68A/M	I	Bifurcated mini-wrap terminal length .63	1000	45.33

.042" Wire-Wrap Socket Pins

• Low profile • Pressfit mounting

574-R32/C	J	Four finger contacts, depth .13"	100	28.45
574-R32/M	J	Four finger contacts, depth .13"	1000	193.97

Solder Eyelets and Bus Strips

574-T123/500	K	Solder eyelets for .055" holes	500	26.45
574-T107/C	L	.08" (W) x 14" (L) solder-coated	100	78.80

